



SC Annual School Report Card Summary

Henry L Sneed Middle
 Florence 1
 Grades: 7-8 Enrollment: 902
 Principal: Tony Lunsford
 Superintendent: Larry Jackson
 Board Chair: Porter Stewart

PERFORMANCE

Comprehensive detail, including definitions of ratings, performance criteria, and explanations of status, is available on www.ed.sc.gov and www.eoc.sc.gov as well as school and school district websites. Printed versions are available from school districts upon request.

YEAR	ABSOLUTE RATING	GROWTH RATING	PALMETTO GOLD/SILVER AWARD	AYP STATUS	NCLB IMPROVEMENT STATUS
2008	Average	At-Risk	TBD	Not Met	N/A
2007	Average	At-Risk	N/A	Not Met	N/A
2006	Below Average	At-Risk	N/A	Not Met	N/A

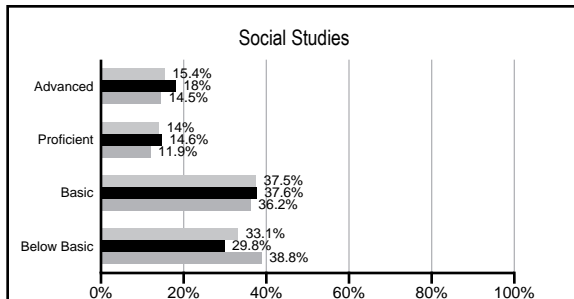
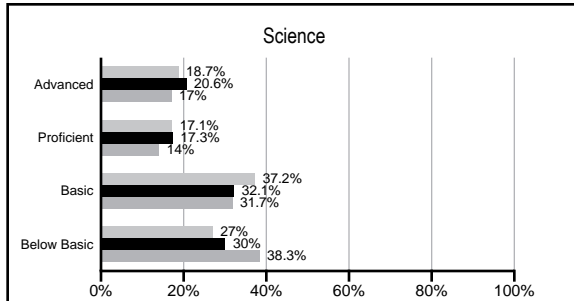
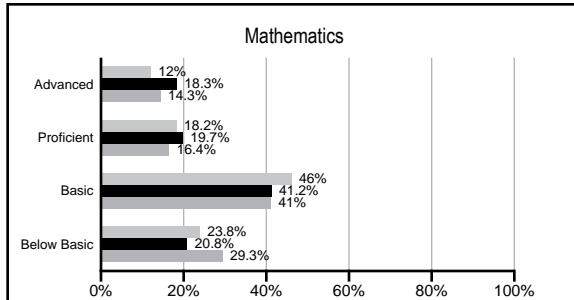
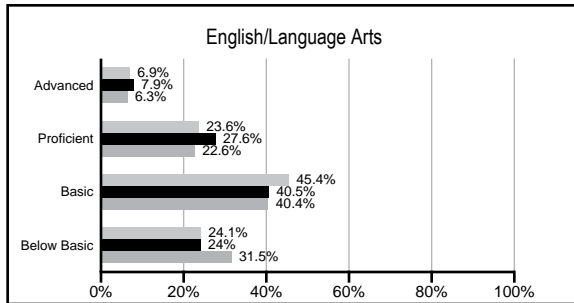
ABSOLUTE RATINGS OF MIDDLE SCHOOLS WITH STUDENTS LIKE OURS*

EXCELLENT	GOOD	AVERAGE	BELOW AVERAGE	AT-RISK
0	2	28	12	2

* Ratings are calculated with data available by 03/02/2009. Schools with Students like Ours are Middle Schools with poverty indices of no more than 5% above or below the index for this school.

PACT PERFORMANCE


Our School Middle Schools with Students Like Ours Middle schools statewide




NAEP PERFORMANCE*

* Performance reported for SC and nation, data not available at school level. Percentages at NAEP Achievement Levels.


READING - GRADE 8 (2007)



MATH - GRADE 8 (2007)



SCIENCE - GRADE 8 (2005)



END OF COURSE TESTS - 2008

% of students scoring 70 or above on:	Our Middle School	Middle Schools with Students Like Ours
Algebra 1/Math for the Technologies 2	100.0%	97.8%
English 1	100.0%	96.6%
Physical Science	0%	52.4%
All Subjects	100.0%	97.4%

SC PERFORMANCE GOAL

2010 Goal:
 By 2010, SC's student achievement will be ranked in the top half of the states nationally. To achieve this goal, we must become one of the fastest improving systems in the country.

2020 Goal: TBD

Abbreviations Key

N/A Not Applicable N/AV Not Available N/C Not Collected N/R Not Reported I/S Insufficient Sample TBD To be determined
 NI Newly Identified CSI Continuing School Improvement CA Corrective Action RP Plan to Restructure R Restructure DELAY School Improvement Status HOLD School Improvement Status

Henry L Sneed Middle [Florence 1]

SCHOOL PROFILE

	Our School	Change from Last Year	Middle Schools with Students Like Ours	Median Middle School
Students (n=902)				
Students enrolled in high school credit courses (grades 7 & 8)	8.3%	Up from 6.1%	26.1%	19.4%
Retention rate	3.7%	Down from 3.9%	1.7%	1.8%
Attendance rate	96.1%	Up from 95.6%	95.9%	95.8%
Eligible for gifted and talented	12.6%	Up from 12.3%	20.4%	15.3%
With disabilities other than speech	16.1%	Up from 11.5%	11.7%	12.9%
Out-of-school suspensions or expulsions for violent &/or criminal offenses	0.0%	Down from 1.3%	0.8%	0.7%
Annual dropout rate	0.0%	No Change	0.0%	0.0%
Teachers (n=57)				
Teachers with advanced degrees	57.9%	Up from 52.8%	57.8%	55.0%
Continuing contract teachers	84.2%	Down from 92.5%	74.2%	70.6%
Teachers with emergency or provisional certificates	1.9%	Down from 3.9%	4.5%	5.4%
Teachers returning from previous year	84.0%	Down from 85.8%	86.4%	83.4%
Teacher attendance rate	94.4%	Down from 94.7%	95.1%	94.9%
Average teacher salary	\$46,623	Up 6.4%	\$45,175	\$44,706
Classes not taught by highly qualified teachers	4.9%	No Change	0.6%	2.9%
School				
Principal's years at school	2.0	Up from 1.0	3.0	3.0
Student-teacher ratio in core subjects	26.1 to 1	Up from 25.5 to 1	22.7 to 1	20.1 to 1
Prime instructional time	89.6%	Up from 89.4%	89.8%	89.3%
Opportunities in the arts	Good	No Change	Good	Good
SACS accreditation	Yes	No Change	Yes	Yes
Character development program	Good	No Change	Good	Good
Dollars spent per pupil*	\$5,840	Up 0.6%	\$6,613	\$7,097
Percent of expenditures for instruction*	68.0%	Down from 68.8%	64.9%	64.4%
Percent of expenditures for teacher salaries*	65.7%	No Change	60.2%	59.4%
% of AYP objectives met	66.7%		73.2%	69.0%

* Prior year audited financial data available.

EVALUATION RESULTS

	Teachers	Students*	Parents*
Number of surveys returned	27	397	205
Percent satisfied with learning environment	66.7%	74.2%	80.3%
Percent satisfied with social and physical environment	85.2%	73.9%	71.4%
Percent satisfied with school-home relations	51.9%	84.6%	71.9%

*Only students at the highest middle school grade level at this school and their parents were included.

REPORT OF PRINCIPAL AND SCHOOL IMPROVEMENT COUNCIL

The mission of Henry L. Sneed Middle School is to prepare students to become responsible, lifelong learners in an atmosphere that is conducive to learning. Sneed is nationally accredited by the Commission on International and Trans-Regional Accreditation, and regionally accredited by the Southern Association of Colleges and Schools.

Even though we are proud of the accomplishments and gains made during the school year, we are continuing to address areas in need of improvement by implementing new educational programs, effective and relevant staff development, as well as diversity training. Our emphasis is based on effective teaching of the state standards through active student engagement in meaningful instruction and the use of accurate and effective assessments.

Communication is also a key component for the success of Sneed Middle School. E-mails, parent conferences, newsletters, marquees at both the front and rear of the school, and the new parent link telephone system provide accurate communication to parents and community members in regard to their children and upcoming school events.

Sneed Middle School proudly celebrates the successes and accomplishments of our school, students, and faculty. Some of these accomplishments include participation in Southern Regional Education Board's Making Middle Grades Work program; implementation of Education & Economic Development Act (EEDA) through a career education program for all 8th grade students; PACT remediation classes for Math and English Language Arts; employment of an extended day school program designed to increase student achievement; technology enhancements that include High Points Math, Compass Odyssey Learning, acquisition and use of 38 Smart Boards to enhance classroom instruction, and acquisition of 2 mobile laptop computer labs.

Our accomplishments this year also include the following: Mrs. Renee McRae named Teacher of the Year; Mrs. Doris Brown achieved National Board Certification; nineteen students were recognized as Duke Tip Scholars; twenty-five students were recognized as Junior Scholars; and three students were recipients of the top four Pee Dee Regional Junior Scholar Awards in the areas of Reading, Writing, Math, and Overall

Based on the successful foundations laid during the past year, Sneed Middle School is eagerly looking forward to an extremely successful 2008-2009 school year in both academics and community/parent relations.

Comprehensive detail, including definitions of rating, performance criteria, and explanations of status, is available on www.ed.sc.gov and www.eoc.sc.gov as well as school and school district websites.

Printed versions are available from school districts upon request.

Abbreviations Key

N/A Not Applicable N/AV Not Available N/C Not Collected N/R Not Reported I/S Insufficient Sample TBD To be determined
 NI Newly Identified CSI Continuing School Improvement CA Corrective Action RP Plan to Restructure R Restructure DELAY School Improvement Status HOLD School Improvement Status