



SC Annual School Report Card Summary

Southside Middle

Florence 1

Grades: 7-8

Enrollment: 864

Principal: Mr. Craig Washington

Superintendent: Larry Jackson

Board Chair: Porter Stewart

PERFORMANCE

Comprehensive detail, including definitions of ratings, performance criteria, and explanations of status, is available on www.ed.sc.gov and www.eoc.sc.gov as well as school and school district websites. Printed versions are available from school districts upon request.

YEAR	ABSOLUTE RATING	GROWTH RATING	PALMETTO GOLD/SILVER AWARD	AYP STATUS	NCLB IMPROVEMENT STATUS
2008	Below Average	At-Risk	TBD	Not Met	N/A
2007	Below Average	At-Risk	N/A	Not Met	N/A
2006	Below Average	At-Risk	N/A	Not Met	N/A

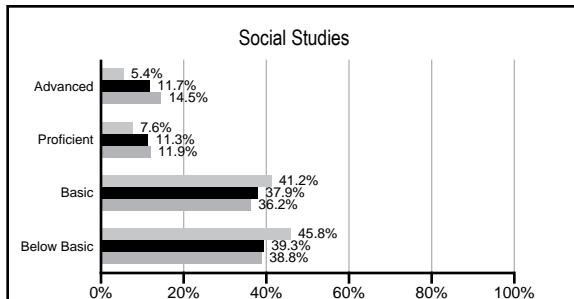
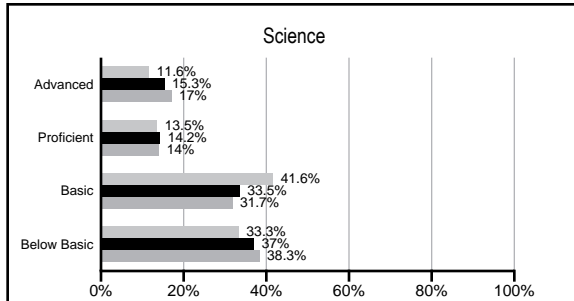
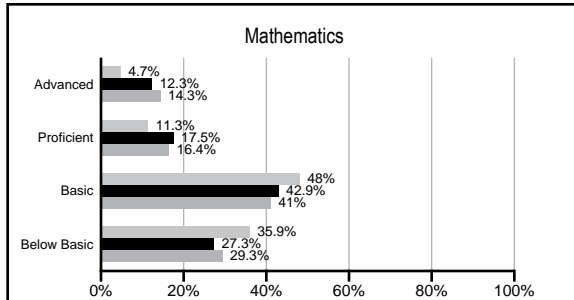
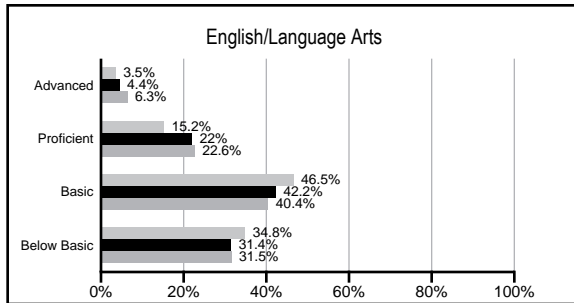
ABSOLUTE RATINGS OF MIDDLE SCHOOLS WITH STUDENTS LIKE OURS*

EXCELLENT	GOOD	AVERAGE	BELOW AVERAGE	AT-RISK
0	0	12	31	5

* Ratings are calculated with data available by 03/02/2009. Schools with Students like Ours are Middle Schools with poverty indices of no more than 5% above or below the index for this school.

PACT PERFORMANCE


Our School Middle Schools with Students Like Ours Middle schools statewide



NAEP PERFORMANCE*

* Performance reported for SC and nation, data not available at school level. Percentages at NAEP Achievement Levels.


READING - GRADE 8 (2007)



MATH - GRADE 8 (2007)



SCIENCE - GRADE 8 (2005)



END OF COURSE TESTS - 2008

% of students scoring 70 or above on:	Our Middle School	Middle Schools with Students Like Ours
Algebra 1/Math for the Technologies 2	100.0%	96.7%
English 1	100.0%	94.6%
Physical Science	0%	76.9%
All Subjects	100.0%	95.5%

SC PERFORMANCE GOAL

2010 Goal:

By 2010, SC's student achievement will be ranked in the top half of the states nationally. To achieve this goal, we must become one of the fastest improving systems in the country.

2020 Goal: TBD

Abbreviations Key

N/A Not Applicable N/AV Not Available N/C Not Collected N/R Not Reported I/S Insufficient Sample TBD To be determined

NI Newly Identified CSI Continuing School Improvement CA Corrective Action RP Plan to Restructure R Restructure DELAY School Improvement Status HOLD School Improvement Status

Southside Middle [Florence 1]

SCHOOL PROFILE

	Our School	Change from Last Year	Middle Schools with Students Like Ours	Median Middle School
Students (n=864)				
Students enrolled in high school credit courses (grades 7 & 8)	7.9%	Up from 6.3%	18.8%	19.4%
Retention rate	4.3%	Down from 7.0%	1.8%	1.8%
Attendance rate	95.1%	No Change	95.8%	95.8%
Eligible for gifted and talented	6.4%	No Change	15.3%	15.3%
With disabilities other than speech	19.1%	Up from 17.0%	14.3%	12.9%
Out-of-school suspensions or expulsions for violent &/or criminal offenses	0.1%	Down from 0.5%	0.6%	0.7%
Annual dropout rate	0.1%	Down from 0.5%	0.0%	0.0%
Teachers (n=62)				
Teachers with advanced degrees	56.5%	Up from 55.4%	52.9%	55.0%
Continuing contract teachers	82.3%	Down from 84.6%	72.9%	70.6%
Teachers with emergency or provisional certificates	5.3%	Up from 3.4%	5.8%	5.4%
Teachers returning from previous year	83.2%	Down from 85.9%	83.7%	83.4%
Teacher attendance rate	95.0%	Down from 95.2%	94.8%	94.9%
Average teacher salary	\$45,903	Up 2.9%	\$44,194	\$44,706
Classes not taught by highly qualified teachers	7.0%	Down from 10.9%	3.2%	2.9%
School				
Principal's years at school	2.0	Up from 1.0	3.0	3.0
Student-teacher ratio in core subjects	23.3 to 1	Up from 22.4 to 1	19.2 to 1	20.1 to 1
Prime instructional time	88.5%	Up from 87.8%	89.0%	89.3%
Opportunities in the arts	Excellent	No Change	Good	Good
SACS accreditation	Yes	No Change	Yes	Yes
Character development program	Excellent	Up from Below Average	Good	Good
Dollars spent per pupil*	\$7,685	Up 12.1%	\$7,020	\$7,097
Percent of expenditures for instruction*	67.4%	Down from 70.4%	64.8%	64.4%
Percent of expenditures for teacher salaries*	65.1%	Down from 68.3%	60.3%	59.4%
% of AYP objectives met	57.1%		67.4%	69.0%

* Prior year audited financial data available.

EVALUATION RESULTS

	Teachers	Students*	Parents*
Number of surveys returned	55	341	125
Percent satisfied with learning environment	85.2%	63.0%	77.2%
Percent satisfied with social and physical environment	76.4%	65.3%	58.3%
Percent satisfied with school-home relations	67.3%	79.8%	69.4%

*Only students at the highest middle school grade level at this school and their parents were included.

REPORT OF PRINCIPAL AND SCHOOL IMPROVEMENT COUNCIL

The mission of Southside Middle School is to maximize the potential of all students in order to prepare them to become productive and responsible citizens who are able to succeed in an ever-changing society.

Southside Middle School staff and partners set out this year to make a positive impact. The following are a few of the initiatives and accomplishments we achieved: the school used data to drive staff development and to select instructional practices; teams/departments documented discussions regarding instructional strategies, challenges, and how data is used to guide instruction; students participated in the After-school Program with a 95% success rate; a morning tutorial program was available for students that needed additional academic support; student academic growth was monitored using data from MAP; teachers completed MAP Goal Sheets with all students to monitor their academic growth.

Students also had increased access to technology in the classroom. We continued our live morning show where we shared daily Words of Wisdom. Carolina's Hospital System remained a Partner in Education with us. We hosted our annual Swinging with Seniors Event, which was a huge success. We had over 600 senior citizens join us for food and entertainment. Our Consumer Science students and our partners at Carolinas Hospital System hosted the event.

Teacher, Sandra Brewer earned National Board Certification this year, and the staff selected Deborah Hickman as the 2007-2008 Teacher of the Year. Our Second Annual Veteran's Day program was a great success. The School Foundation awarded a \$90,000 grant to Dewey L. Carter Elementary, Southside Middle School, and South Florence High School. The project entitled, "Bridging the Divide," is directed toward academically at-risk students at Dewey L. Carter Elementary School and incorporates technology-based teaching tools beginning in the 7 grade and continues throughout their attendance at Southside Middle School and South Florence High School.

With continued support from parents, community, and the school district, we will be successful in our endeavors. Thanks to all of you who invested your time and energy into Southside!

Craig Washington, Principal
Julie Richardson, Chairperson of School Improvement Council

Comprehensive detail, including definitions of rating, performance criteria, and explanations of status, is available on www.ed.sc.gov and www.eoc.sc.gov as well as school and school district websites.

Printed versions are available from school districts upon request.

Abbreviations Key

N/A Not Applicable N/AV Not Available N/C Not Collected N/R Not Reported I/S Insufficient Sample TBD To be determined
NI Newly Identified CSI Continuing School Improvement CA Corrective Action RP Plan to Restructure R Restructure DELAY School Improvement Status HOLD School Improvement Status