



SC Annual School Report Card Summary

**Williams Middle
Florence 1**
Grades: 7-8 Enrollment: 693
Principal: Leon A. McCray, Jr.
Superintendent: Larry Jackson
Board Chair: Porter Stewart

PERFORMANCE

Comprehensive detail, including definitions of ratings, performance criteria, and explanations of status, is available on www.ed.sc.gov and www.eoc.sc.gov as well as school and school district websites. Printed versions are available from school districts upon request.

| YEAR | ABSOLUTE RATING | GROWTH RATING | PALMETTO GOLD/SILVER AWARD | AYP STATUS | NCLB IMPROVEMENT STATUS |
|------|-----------------|---------------|----------------------------|------------|-------------------------|
| 2008 | Below Average | At-Risk | TBD | Not Met | N/A |
| 2007 | Below Average | At-Risk | N/A | Not Met | N/A |
| 2006 | Below Average | At-Risk | N/A | Not Met | N/A |

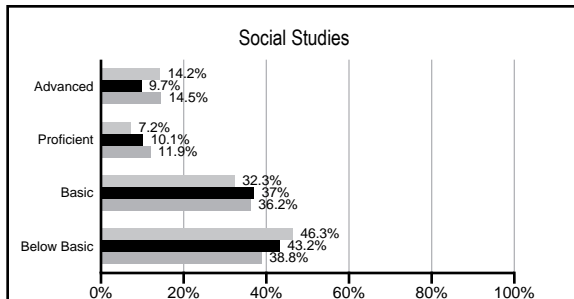
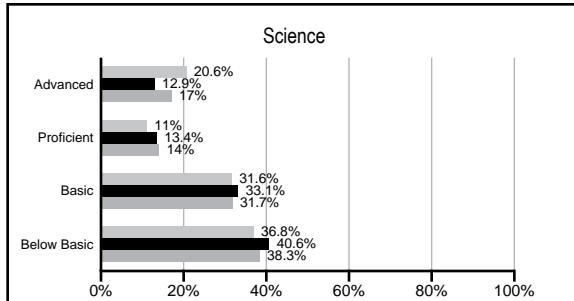
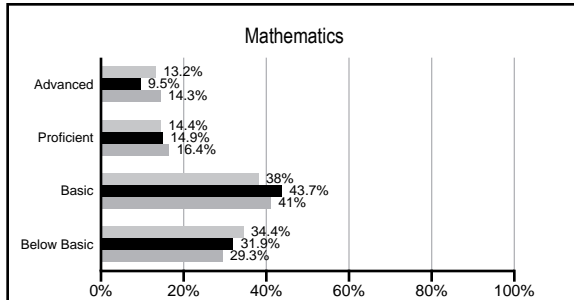
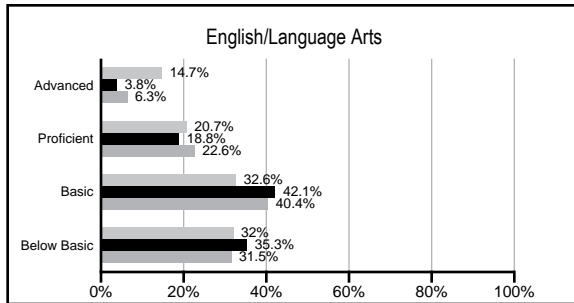
ABSOLUTE RATINGS OF MIDDLE SCHOOLS WITH STUDENTS LIKE OURS*

| EXCELLENT | GOOD | AVERAGE | BELOW AVERAGE | AT-RISK |
|-----------|------|---------|---------------|---------|
| 0 | 0 | 4 | 24 | 15 |

* Ratings are calculated with data available by 03/02/2009. Schools with Students like Ours are Middle Schools with poverty indices of no more than 5% above or below the index for this school.

PACT PERFORMANCE


Our School Middle Schools with Students Like Ours Middle schools statewide




NAEP PERFORMANCE*

* Performance reported for SC and nation, data not available at school level. Percentages at NAEP Achievement Levels.


READING – GRADE 8 (2007)



MATH – GRADE 8 (2007)



SCIENCE – GRADE 8 (2005)



END OF COURSE TESTS - 2008

| % of students scoring 70 or above on: | Our Middle School | Middle Schools with Students Like Ours |
|---------------------------------------|-------------------|--|
| Algebra 1/Math for the Technologies 2 | 100.0% | 94.4% |
| English 1 | 98.9% | 93.4% |
| Physical Science | 0% | 0% |
| All Subjects | 99.3% | 92.5% |

SC PERFORMANCE GOAL

2010 Goal:

By 2010, SC's student achievement will be ranked in the top half of the states nationally. To achieve this goal, we must become one of the fastest improving systems in the country.

2020 Goal: TBD

Abbreviations Key

N/A Not Applicable N/AV Not Available N/C Not Collected N/R Not Reported I/S Insufficient Sample TBD To be determined
 NI Newly Identified CSI Continuing School Improvement CA Corrective Action RP Plan to Restructure R Restructure DELAY School Improvement Status HOLD School Improvement Status

Williams Middle [Florence 1]

SCHOOL PROFILE

| | Our School | Change from Last Year | Middle Schools with Students Like Ours | Median Middle School |
|--|---------------|-----------------------|--|----------------------|
| Students (n=693) | | | | |
| Students enrolled in high school credit courses (grades 7 & 8) | 14.9% | Down from 17.0% | 15.5% | 19.4% |
| Retention rate | 3.5% | Down from 3.8% | 1.8% | 1.8% |
| Attendance rate | 96.6% | Down from 98.6% | 95.6% | 95.8% |
| Eligible for gifted and talented | 1.7% | Up from 0.0% | 13.0% | 15.3% |
| With disabilities other than speech | 17.6% | Up from 16.3% | 14.2% | 12.9% |
| Out-of-school suspensions or expulsions for violent &/or criminal offenses | 1.6% | Down from 3.3% | 0.7% | 0.7% |
| Annual dropout rate | 0.0% | Down from 1.0% | 0.0% | 0.0% |
| Teachers (n=50) | | | | |
| Teachers with advanced degrees | 44.0% | Down from 45.5% | 53.5% | 55.0% |
| Continuing contract teachers | 78.0% | Down from 78.2% | 72.5% | 70.6% |
| Teachers with emergency or provisional certificates | 17.8% | Down from 21.2% | 6.1% | 5.4% |
| Teachers returning from previous year | 87.7% | Up from 84.4% | 82.1% | 83.4% |
| Teacher attendance rate | 95.7% | Up from 95.2% | 94.9% | 94.9% |
| Average teacher salary | \$44,648 | Up 2.4% | \$44,030 | \$44,706 |
| Classes not taught by highly qualified teachers | 14.1% | Up from 12.9% | 2.7% | 2.9% |
| School | | | | |
| Principal's years at school | 0.0 | Down from 2.0 | 3.0 | 3.0 |
| Student-teacher ratio in core subjects | 18.2 to 1 | Down from 20.3 to 1 | 19.6 to 1 | 20.1 to 1 |
| Prime instructional time | 91.2% | Up from 90.8% | 88.9% | 89.3% |
| Opportunities in the arts | Excellent | No Change | Good | Good |
| SACS accreditation | Yes | No Change | Yes | Yes |
| Character development program | Below Average | Down from Average | Good | Good |
| Dollars spent per pupil* | \$8,353 | Up 17.4% | \$6,895 | \$7,097 |
| Percent of expenditures for instruction* | 67.3% | Down from 68.8% | 66.0% | 64.4% |
| Percent of expenditures for teacher salaries* | 62.9% | Down from 65.8% | 61.9% | 59.4% |
| % of AYP objectives met | 66.7% | | 63.7% | 69.0% |

* Prior year audited financial data available.

EVALUATION RESULTS

| | Teachers | Students* | Parents* |
|--|----------|-----------|----------|
| Number of surveys returned | 24 | 274 | 146 |
| Percent satisfied with learning environment | 73.9% | 72.3% | 73.1% |
| Percent satisfied with social and physical environment | 79.2% | 65.6% | 62.2% |
| Percent satisfied with school-home relations | 54.2% | 80.7% | 73.4% |

*Only students at the highest middle school grade level at this school and their parents were included.

REPORT OF PRINCIPAL AND SCHOOL IMPROVEMENT COUNCIL

From the Principal's desk....

The Williams Middle School faculty and staff have been involved in various activities to improve student learning. Teachers have participated in both district and on site staff development activities.

Many students participated in the Extended Day Program. The purpose of the program is to increase academics and PACT scores. Family nights were held in conjunction with the program to increase parental involvement. Family nights afforded the program an opportunity to showcase student knowledge and talent.

The second annual school wide showcase was held in February. It provided all students an opportunity to display their work, present a project, or participate in a performance. The Wax Museum was the highlight of the evening.

Williams Middle School participated in an on-site visit from the Making Middle Grades Work Program through the Southern Regional Education Board. The goal of the program is to insure that middle school students are prepared for high school courses. The three day visit consisted of a twelve member team, including three committee members from outside the district, nine members from the community, teachers, district office staff and parents. The visit was thorough and rewarding.

Williams Middle School continues to seek additional and better ways to improve academic achievement. We are striving for excellence, and we will achieve it. We ask that you assist us in this task.

Leon A. McCray, Jr., Principal
Karin Heustess, School Improvement Council Chair

Comprehensive detail, including definitions of rating, performance criteria, and explanations of status, is available on www.ed.sc.gov and www.eoc.sc.gov as well as school and school district websites.

Printed versions are available from school districts upon request.

Abbreviations Key

N/A Not Applicable N/AV Not Available N/C Not Collected N/R Not Reported I/S Insufficient Sample TBD To be determined
NI Newly Identified CSI Continuing School Improvement CA Corrective Action RP Plan to Restructure R Restructure DELAY School Improvement Status HOLD School Improvement Status