



SC Annual School Report Card Summary

St George Middle

Dorchester 4

Grades: 6-8

Enrollment: 358

Principal: Dr. Gwendolyn Bright

Superintendent: Jerry Montjoy

Board Chair: Kenneth Jenkins, Ed.D

PERFORMANCE

Comprehensive detail, including definitions of ratings, performance criteria, and explanations of status, is available on www.ed.sc.gov and www.eoc.sc.gov as well as school and school district websites. Printed versions are available from school districts upon request.

YEAR	ABSOLUTE RATING	GROWTH RATING	PALMETTO GOLD/SILVER AWARD	AYP STATUS	NCLB IMPROVEMENT STATUS
2008	At-Risk	At-Risk	TBD	Not Met	R
2007	At-Risk	At-Risk	N/A	Not Met	RP
2006	At-Risk	At-Risk	N/A	Not Met	CA

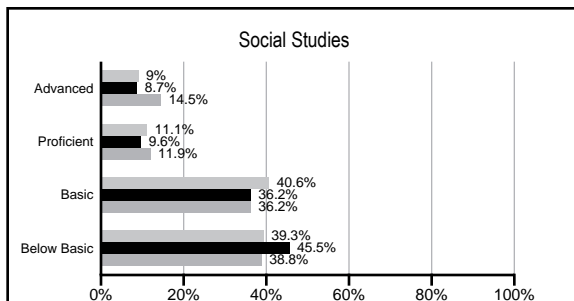
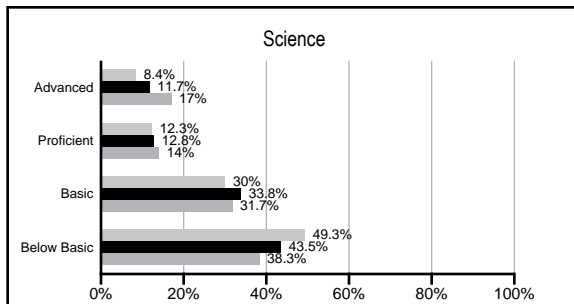
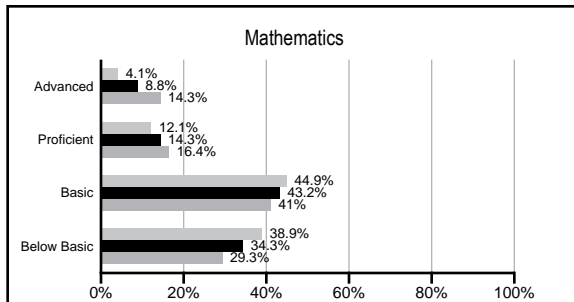
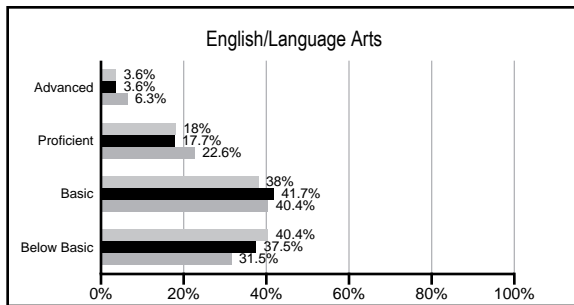
ABSOLUTE RATINGS OF MIDDLE SCHOOLS WITH STUDENTS LIKE OURS*

EXCELLENT	GOOD	AVERAGE	BELOW AVERAGE	AT-RISK
0	0	1	19	19

* Ratings are calculated with data available by 03/02/2009. Schools with Students like Ours are Middle Schools with poverty indices of no more than 5% above or below the index for this school.

PACT PERFORMANCE


Our School Middle Schools with Students Like Ours Middle schools statewide




NAEP PERFORMANCE*

* Performance reported for SC and nation, data not available at school level. Percentages at NAEP Achievement Levels.


READING - GRADE 8 (2007)



MATH - GRADE 8 (2007)



SCIENCE - GRADE 8 (2005)



END OF COURSE TESTS - 2008

% of students scoring 70 or above on:	Our Middle School	Middle Schools with Students Like Ours
Algebra 1/Math for the Technologies 2	81.8%	94.0%
English 1	83.3%	94.7%
Physical Science	0%	0%
All Subjects	80.5%	92.4%

SC PERFORMANCE GOAL

2010 Goal:

By 2010, SC's student achievement will be ranked in the top half of the states nationally. To achieve this goal, we must become one of the fastest improving systems in the country.

2020 Goal: TBD

Abbreviations Key

N/A Not Applicable N/AV Not Available N/C Not Collected N/R Not Reported I/S Insufficient Sample TBD To be determined
 NI Newly Identified CSI Continuing School Improvement CA Corrective Action RP Plan to Restructure R Restructure DELAY School Improvement Status HOLD School Improvement Status

St George Middle [Dorchester 4]

SCHOOL PROFILE

	Our School	Change from Last Year	Middle Schools with Students Like Ours	Median Middle School
Students (n=358)				
Students enrolled in high school credit courses (grades 7 & 8)	14.4%	Up from 9.6%	15.1%	19.4%
Retention rate	1.1%	Down from 3.6%	3.1%	1.8%
Attendance rate	95.4%	Up from 93.7%	95.4%	95.8%
Eligible for gifted and talented	10.7%	Up from 9.9%	11.1%	15.3%
With disabilities other than speech	11.0%	Down from 13.2%	14.0%	12.9%
Out-of-school suspensions or expulsions for violent &/or criminal offenses	0.6%	Up from 0.3%	0.9%	0.7%
Annual dropout rate	0.0%	No Change	0.0%	0.0%
Teachers (n=31)				
Teachers with advanced degrees	54.8%	Down from 61.3%	53.8%	55.0%
Continuing contract teachers	54.8%	Down from 67.7%	62.8%	70.6%
Teachers with emergency or provisional certificates	26.9%	Up from 22.2%	8.3%	5.4%
Teachers returning from previous year	72.1%	Up from 71.9%	79.6%	83.4%
Teacher attendance rate	95.2%	Up from 95.0%	94.9%	94.9%
Average teacher salary	\$45,349	Up 0%	\$44,234	\$44,706
Classes not taught by highly qualified teachers	4.1%	Down from 11.1%	2.7%	2.9%
School				
Principal's years at school	0.0	Down from 1.0	2.0	3.0
Student-teacher ratio in core subjects	21.2 to 1	Down from 22.3 to 1	19.7 to 1	20.1 to 1
Prime instructional time	87.3%	Up from 86.8%	88.6%	89.3%
Opportunities in the arts	Good	No Change	Good	Good
SACS accreditation	Yes	No Change	Yes	Yes
Character development program	Excellent	No Change	Good	Good
Dollars spent per pupil*	\$11,358	Up 27.2%	\$7,496	\$7,097
Percent of expenditures for instruction*	51.8%	Down from 58.7%	64.1%	64.4%
Percent of expenditures for teacher salaries*	47.2%	Up from 42.6%	59.0%	59.4%
% of AYP objectives met	61.9%		61.5%	69.0%

* Prior year audited financial data available.

EVALUATION RESULTS

	Teachers	Students*	Parents*
Number of surveys returned	31	105	39
Percent satisfied with learning environment	80.6%	71.2%	82.1%
Percent satisfied with social and physical environment	87.1%	72.1%	63.2%
Percent satisfied with school-home relations	74.2%	82.5%	79.5%

*Only students at the highest middle school grade level at this school and their parents were included.

REPORT OF PRINCIPAL AND SCHOOL IMPROVEMENT COUNCIL

St. George Middle School serves as a hub for the community. The school serves students in grades 6-8. The school provides a safe haven for students in our 21st Century After-School Program that provides tutoring, homework center, and enrichment activities. The program operates daily Monday-Friday from 3:10:P.M. - 6:00 P.M. St. George Middle School's after-school program site coordinator and teachers have received numerous compliments and accolades for their high level of visibility in the community. St. George Middle School previously received the Writing Improvement Network Award from The Office of School Quality for their efforts on improving writing at all grade levels.

The school administration provided parents and students with feedback via parent conferences, utilization of the voice automated telephone system, and monthly newsletters. Parents continued to be informed by attending (PTSA) Parent Teacher Students Association, and (SIC) School Improvement Council meetings.

To help the staff keep abreast of current trends in education, they participated in two book studies. Understanding by Design, and A Framework for Understanding Poverty. Staff members also attended in-services and workshops provided by the St. George Middle School and Dorchester District Four to enhance and strengthen their instructional skills.

The administration and curriculum specialist visited classrooms regularly to assess instruction and its effectiveness to ensure that teachers have planned developmentally standards-based lessons for all students.

The School Improvement Council met monthly and the Leadership Team met weekly to plan and discuss academic programs, student centered activities, and current trends in education.

Dr. Gwendolyn Boyd Bright, Principal
Mrs. Sybil Butler, Chairperson School Improvement Council

Comprehensive detail, including definitions of rating, performance criteria, and explanations of status, is available on www.ed.sc.gov and www.eoc.sc.gov as well as school and school district websites.

Printed versions are available from school districts upon request.

Abbreviations Key

N/A Not Applicable N/AV Not Available N/C Not Collected N/R Not Reported I/S Insufficient Sample TBD To be determined
NI Newly Identified CSI Continuing School Improvement CA Corrective Action RP Plan to Restructure R Restructure DELAY School Improvement Status HOLD School Improvement Status