



SC Annual School Report Card Summary

**Gregg Middle
Dorchester 2**
Grades: 6-8 **Enrollment: 1,003**
Principal: Lori Phillips
Superintendent: Joseph R. Pye
Board Chair: Bufort "Bo" Blanton

PERFORMANCE

Comprehensive detail, including definitions of ratings, performance criteria, and explanations of status, is available on www.ed.sc.gov and www.eoc.sc.gov as well as school and school district websites. Printed versions are available from school districts upon request.

YEAR	ABSOLUTE RATING	GROWTH RATING	PALMETTO GOLD/SILVER AWARD	AYP STATUS	NCLB IMPROVEMENT STATUS
2008	Average	Below Average	TBD	Not Met	N/A
2007	Average	Below Average	N/A	Not Met	N/A
2006	Average	At-Risk	N/A	Not Met	N/A

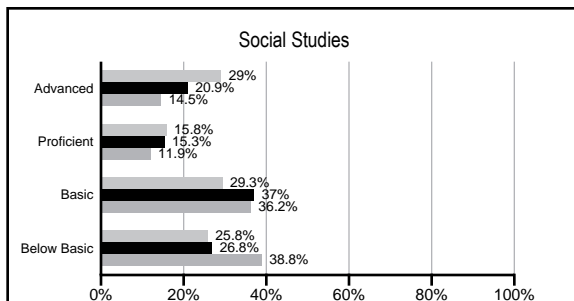
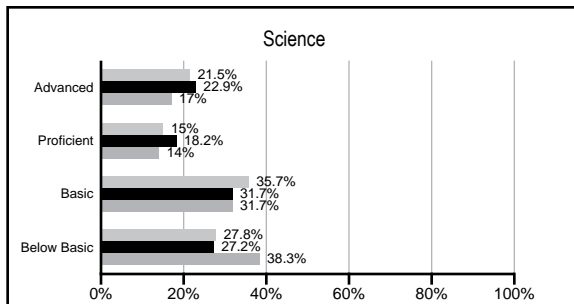
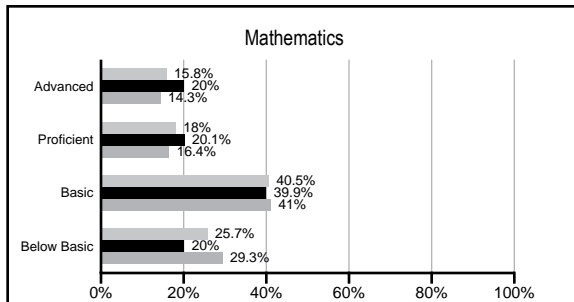
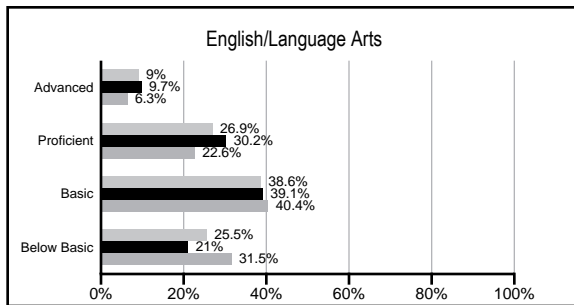
ABSOLUTE RATINGS OF MIDDLE SCHOOLS WITH STUDENTS LIKE OURS*

EXCELLENT	GOOD	AVERAGE	BELOW AVERAGE	AT-RISK
0	5	28	4	2

* Ratings are calculated with data available by 03/02/2009. Schools with Students like Ours are Middle Schools with poverty indices of no more than 5% above or below the index for this school.


PACT PERFORMANCE

Our School Middle Schools with Students Like Ours Middle schools statewide



NAEP PERFORMANCE*

* Performance reported for SC and nation, data not available at school level. Percentages at NAEP Achievement Levels.



END OF COURSE TESTS - 2008

% of students scoring 70 or above on:	Our Middle School	Middle Schools with Students Like Ours
Algebra 1/Math for the Technologies 2	94.9%	96.9%
English 1	96.9%	92.8%
Physical Science	50.0%	23.8%
All Subjects	94.6%	96.5%

SC PERFORMANCE GOAL

2010 Goal:
By 2010, SC's student achievement will be ranked in the top half of the states nationally. To achieve this goal, we must become one of the fastest improving systems in the country.

2020 Goal: TBD

Abbreviations Key

N/A Not Applicable N/AV Not Available N/C Not Collected N/R Not Reported I/S Insufficient Sample TBD To be determined
 NI Newly Identified CSI Continuing School Improvement CA Corrective Action RP Plan to Restructure R Restructure DELAY School Improvement Status HOLD School Improvement Status

Gregg Middle [Dorchester 2]

SCHOOL PROFILE

	Our School	Change from Last Year	Middle Schools with Students Like Ours	Median Middle School
Students (n=1,003)				
Students enrolled in high school credit courses (grades 7 & 8)	24.9%	Down from 26.4%	27.5%	19.4%
Retention rate	5.6%	Down from 6.2%	2.0%	1.8%
Attendance rate	94.6%	Down from 95.1%	96.0%	95.8%
Eligible for gifted and talented	14.8%	Up from 14.1%	20.8%	15.3%
With disabilities other than speech	10.9%	Up from 8.6%	11.4%	12.9%
Out-of-school suspensions or expulsions for violent &/or criminal offenses	21.6%	Up from 12.6%	0.9%	0.7%
Annual dropout rate	0.1%	Up from 0.0%	0.0%	0.0%
Teachers (n=61)				
Teachers with advanced degrees	45.9%	Down from 46.6%	57.6%	55.0%
Continuing contract teachers	77.0%	Up from 65.8%	74.3%	70.6%
Teachers with emergency or provisional certificates	7.7%	Down from 8.1%	4.2%	5.4%
Teachers returning from previous year	76.8%	Down from 79.0%	85.9%	83.4%
Teacher attendance rate	94.0%	Up from 93.2%	95.0%	94.9%
Average teacher salary	\$44,492	Up 4.8%	\$45,059	\$44,706
Classes not taught by highly qualified teachers	0.0%	No Change	1.4%	2.9%
School				
Principal's years at school	7.0	Up from 6.0	3.0	3.0
Student-teacher ratio in core subjects	24.4 to 1	Up from 23.0 to 1	22.3 to 1	20.1 to 1
Prime instructional time	88.2%	Up from 87.4%	89.9%	89.3%
Opportunities in the arts	Good	Down from Excellent	Good	Good
SACS accreditation	Yes	No Change	Yes	Yes
Character development program	Good	No Change	Good	Good
Dollars spent per pupil*	\$5,968	Up 4.3%	\$6,479	\$7,097
Percent of expenditures for instruction*	63.3%	Up from 61.3%	66.1%	64.4%
Percent of expenditures for teacher salaries*	59.7%	Up from 58.2%	60.7%	59.4%
% of AYP objectives met	71.4%		72.4%	69.0%

* Prior year audited financial data available.

EVALUATION RESULTS

	Teachers	Students*	Parents*
Number of surveys returned	66	287	201
Percent satisfied with learning environment	95.5%	62.2%	74.6%
Percent satisfied with social and physical environment	97.0%	66.0%	72.8%
Percent satisfied with school-home relations	87.7%	79.4%	66.8%

*Only students at the highest middle school grade level at this school and their parents were included.

REPORT OF PRINCIPAL AND SCHOOL IMPROVEMENT COUNCIL

Gregg Middle School, located in a suburban area of Summerville, is the largest of six middle schools in Dorchester District Two and exists to educate students to their highest potential in all aspects of learning. We currently have 61 teachers serving 959 students in Grades 6-8 with an additional 16 students being served in an alternative setting. We utilize an interdisciplinary team concept. Each team is designed to accommodate students based upon their academic, social, and emotional needs. Each grade is structured as a school within a school. To ensure that GMS students are exposed to cultural and life skills, related arts courses are offered at each grade level. Gifted courses are also offered at each grade level to enhance and supplement our standards-based instruction.

Our students have excelled in many academic, athletic, and artistic competitions including the District Two Quiz Bowl Competition in which our 6th grade team placed 2nd, 7th grade team placed 2nd, and the 8th grade team placed 4th overall. An 8th grade student won overall in the FRA (Fleet Reserve Association) 2007 Essay Contest. Our band earned an excellent rating at the South Carolina Directors Association Concert Festival, and three students were in the SC Region All-State band. Also, one student was in the SC All-State band. Our 7th and 8th grade chorus earned an excellent rating in the State Choral Festival and the 6th, 7th, and 8th grade chorus earned an excellent rating at the Carowinds Choral Festival. We had three Lt. Governors Writing winners. We had a 2nd place and 3rd place winner in the District Spelling Bee. GMS students enjoyed participating in various intramural, B-team, and JV sports. The GMS girls' basketball team was named District Champions. Twenty-six students were named SC Junior Scholars, and twenty-two students qualified for Duke Tip. We supported the Leukemia Association by donating \$2,698, the American Heart Association with Hoops for Heart with a donation of \$5,075, and United Way with a donation of \$1,805. We raised over \$5,500 for cancer research through Relay for Life. Our Guidance Department and local community businesses held a successful annual Career Fair.

Gregg Middle School's challenges include a highly transient population, pockets of poverty, and issues related to improving literacy. To overcome these challenges, we continue to work to improve our school's academic assistance program by offering summer school, continuing the Read 180 Program for struggling readers, and implementing Compass Learning in ELA and math. We also continued our school-wide reading program, Reading Counts, logging over 4483 books read and tested. We are continuing a school-wide technology plan with SMART Boards and Senteo Interactive Response Systems (clickers). We have implemented daily use of two computer labs.

At GMS, we are a family who strive to make a difference in the lives of our students.

Olin T. McCurry, Principal
Jan Reed, SIC Chairman

Comprehensive detail, including definitions of rating, performance criteria, and explanations of status, is available on www.ed.sc.gov and www.eoc.sc.gov as well as school and school district websites.

Printed versions are available from school districts upon request.

Abbreviations Key

N/A Not Applicable N/AV Not Available N/C Not Collected N/R Not Reported I/S Insufficient Sample TBD To be determined
NI Newly Identified CSI Continuing School Improvement CA Corrective Action RP Plan to Restructure R Restructure DELAY School Improvement Status HOLD School Improvement Status