



SC Annual School Report Card Summary

**Oakbrook Middle
Dorchester 2**
Grades: 6-8 Enrollment: 945
Principal: Garland W. Crump
Superintendent: Joseph R. Pye
Board Chair: Bufort "Bo" Blanton

PERFORMANCE

Comprehensive detail, including definitions of ratings, performance criteria, and explanations of status, is available on www.ed.sc.gov and www.eoc.sc.gov as well as school and school district websites. Printed versions are available from school districts upon request.

YEAR	ABSOLUTE RATING	GROWTH RATING	PALMETTO GOLD/SILVER AWARD	AYP STATUS	NCLB IMPROVEMENT STATUS
2008	Average	Below Average	TBD	Not Met	N/A
2007	Average	At-Risk	N/A	Not Met	N/A
2006	Average	Below Average	N/A	Not Met	N/A

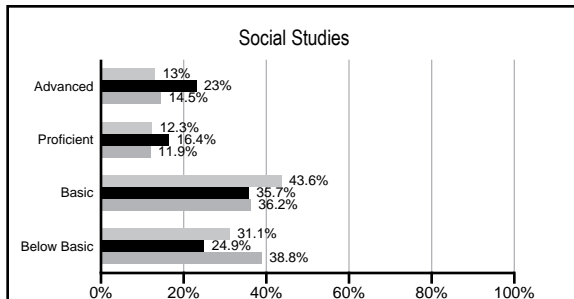
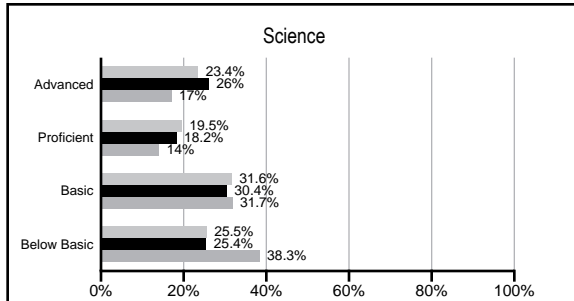
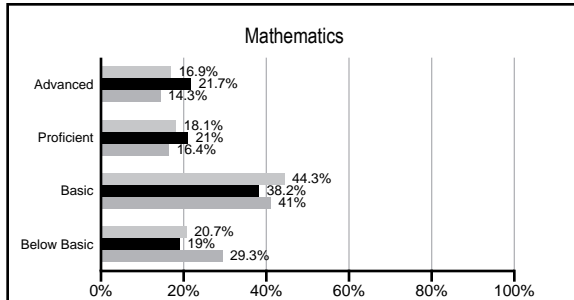
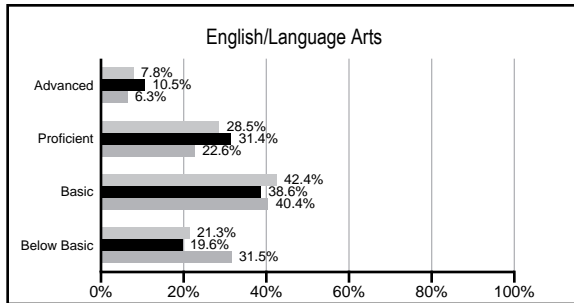
ABSOLUTE RATINGS OF MIDDLE SCHOOLS WITH STUDENTS LIKE OURS*

EXCELLENT	GOOD	AVERAGE	BELOW AVERAGE	AT-RISK
0	8	20	2	1

* Ratings are calculated with data available by 03/02/2009. Schools with Students like Ours are Middle Schools with poverty indices of no more than 5% above or below the index for this school.

PACT PERFORMANCE

Our School Middle Schools with Students Like Ours Middle schools statewide



NAEP PERFORMANCE*

* Performance reported for SC and nation, data not available at school level. Percentages at NAEP Achievement Levels.

READING - GRADE 8 (2007)

Entity	% Below Basic	% Basic, Proficient, and Advanced
South Carolina	31	44
Nation	27	43

MATH - GRADE 8 (2007)

Entity	% Below Basic	% Basic, Proficient, and Advanced
South Carolina	29	39
Nation	30	39

SCIENCE - GRADE 8 (2005)

Entity	% Below Basic	% Basic, Proficient, and Advanced
South Carolina	46	31
Nation	43	30

END OF COURSE TESTS - 2008

% of students scoring 70 or above on:	Our Middle School	Middle Schools with Students Like Ours
Algebra 1/Math for the Technologies 2	100.0%	97.2%
English 1	95.0%	97.0%
Physical Science	0%	43.8%
All Subjects	95.5%	97.1%

SC PERFORMANCE GOAL

2010 Goal:

By 2010, SC's student achievement will be ranked in the top half of the states nationally. To achieve this goal, we must become one of the fastest improving systems in the country.

2020 Goal: TBD

Abbreviations Key

N/A Not Applicable N/AV Not Available N/C Not Collected N/R Not Reported I/S Insufficient Sample TBD To be determined
 NI Newly Identified CSI Continuing School Improvement CA Corrective Action RP Plan to Restructure R Restructure DELAY School Improvement Status HOLD School Improvement Status

Oakbrook Middle [Dorchester 2]

SCHOOL PROFILE

	Our School	Change from Last Year	Middle Schools with Students Like Ours	Median Middle School
Students (n=945)				
Students enrolled in high school credit courses (grades 7 & 8)	28.9%	Up from 27.9%	30.7%	19.4%
Retention rate	3.5%	Down from 4.7%	1.8%	1.8%
Attendance rate	95.7%	Up from 95.6%	96.3%	95.8%
Eligible for gifted and talented	14.8%	Down from 16.1%	26.0%	15.3%
With disabilities other than speech	7.6%	Up from 6.7%	11.0%	12.9%
Out-of-school suspensions or expulsions for violent &/or criminal offenses	13.5%	No Change	1.1%	0.7%
Annual dropout rate	0.3%	Up from 0.0%	0.0%	0.0%
Teachers (n=55)				
Teachers with advanced degrees	63.6%	Down from 64.3%	59.6%	55.0%
Continuing contract teachers	83.6%	Up from 61.4%	75.4%	70.6%
Teachers with emergency or provisional certificates	6.1%	Up from 5.5%	3.7%	5.4%
Teachers returning from previous year	83.1%	Down from 88.1%	84.1%	83.4%
Teacher attendance rate	94.0%	Down from 94.5%	95.3%	94.9%
Average teacher salary	\$46,914	Up 5.6%	\$46,811	\$44,706
Classes not taught by highly qualified teachers	0.0%	No Change	1.0%	2.9%
School				
Principal's years at school	21.0	Up from 20.0	4.0	3.0
Student-teacher ratio in core subjects	21.6 to 1	Down from 23.4 to 1	21.6 to 1	20.1 to 1
Prime instructional time	88.1%	Down from 88.8%	90.2%	89.3%
Opportunities in the arts	Excellent	Up from Good	Good	Good
SACS accreditation	Yes	No Change	Yes	Yes
Character development program	Excellent	No Change	Good	Good
Dollars spent per pupil*	\$5,255	Down 5.9%	\$6,285	\$7,097
Percent of expenditures for instruction*	66.4%	Up from 65.9%	66.8%	64.4%
Percent of expenditures for teacher salaries*	61.9%	Up from 60.9%	63.3%	59.4%
% of AYP objectives met	82.6%		76.2%	69.0%

* Prior year audited financial data available.

EVALUATION RESULTS

	Teachers	Students*	Parents*
Number of surveys returned	64	237	87
Percent satisfied with learning environment	98.4%	64.1%	65.9%
Percent satisfied with social and physical environment	96.9%	68.4%	64.4%
Percent satisfied with school-home relations	75.0%	77.4%	63.5%

*Only students at the highest middle school grade level at this school and their parents were included.

REPORT OF PRINCIPAL AND SCHOOL IMPROVEMENT COUNCIL

Oakbrook Middle School, located in the southern corner of Dorchester County by the Ashley River, continues to strive to meet its mission of preparing responsible, competent, and caring lifelong learners. OMS received an absolute report card rating of "Average" for the 2006-2007 school year. Our student body continues to demonstrate their academic success in the fields of math and science during the Low Country Quest Competition, Math Counts, Math is Cool, Quiz Bowl as well as other academic competitions throughout the year. OMS has 15 Duke Tip and 12 Junior Scholar participants. Our honor band and choir received superior and excellent ratings at their respective state competitions. Students and staff held benefit drives for causes such as Muscular Dystrophy Association, American Heart Association, Multiple Sclerosis, Lee National Denim Day, American Cancer Society, Juvenile Diabetes, Crisis Ministries, and Families in Crisis.

Oakbrook Middle continues to face the challenges of decreasing the achievement gap in language arts and math. We have begun to utilize the data from the Measures of Academic Progress (MAP) test to diagnose instructional needs. Our Compass Learning Odyssey Program provides us with the technology that allows us to create individual learning paths for each student based on the instructional level identified by the MAP assessments. We also utilize Senteo Interactive Response Systems in the classroom to provide immediate assessment of student understanding in their classes. At OMS, we provide computer-assisted instruction with the utilization of SMART Boards and web-based activities such as GIZMO and Brain Pops. The Read 180 program continues to address the needs of struggling readers in all grades. We have single gender classes to address the different needs, learning styles, and interests of our students. The "Not Yet" tutorial program continues to provide additional assistance to students experiencing difficulties in the four content classes. We continue to utilize the InTouch software, homework hotline, school's website and parent focus meetings to address the challenges of parent satisfaction with home-school relations. Parent Link has been added to our communication cache, which gives us an immediate information outlet to our parents and community. The faculty and staff will continue to conduct report card nights, award ceremonies and schedule parent/teacher conferences.

Teachers' professional development continues to focus on best instructional practices and technology initiatives, such as Differentiated Instruction, Explicit Direct Instruction, SMART Board Interactive Whiteboards and Senteo Response Systems, Brain Pop and GIZMO to help address the needs of all children. Oakbrook's faculty consists of a total of 57 teachers, with nine having received National Board Certification.

The mission of Oakbrook Middle is to educate students to become proficient, responsible and caring citizens by creating a nurturing environment where staff, parents and community work together to provide challenges and opportunities for students to reach their maximum potential. OMS continues to be a great place where students "care to learn and learn to care!"

Comprehensive detail, including definitions of rating, performance criteria, and explanations of status, is available on www.ed.sc.gov and www.eoc.sc.gov as well as school and school district websites.

Printed versions are available from school districts upon request.

Abbreviations Key

N/A Not Applicable N/AV Not Available N/C Not Collected N/R Not Reported I/S Insufficient Sample TBD To be determined
 NI Newly Identified CSI Continuing School Improvement CA Corrective Action RP Plan to Restructure R Restructure DELAY School Improvement Status HOLD School Improvement Status