



SC Annual School Report Card Summary

**Alston Middle
Dorchester 2**
Grades: 6-8 **Enrollment: 863**
Principal: Sam Clark
Superintendent: Joseph R. Pye
Board Chair: Bufort "Bo" Blanton

PERFORMANCE

Comprehensive detail, including definitions of ratings, performance criteria, and explanations of status, is available on www.ed.sc.gov and www.eoc.sc.gov as well as school and school district websites. Printed versions are available from school districts upon request.

YEAR	ABSOLUTE RATING	GROWTH RATING	PALMETTO GOLD/SILVER AWARD	AYP STATUS	NCLB IMPROVEMENT STATUS
2008	Average	Below Average	TBD	Not Met	N/A
2007	Average	At-Risk	Silver	Not Met	N/A
2006	Average	Average	N/A	Not Met	N/A

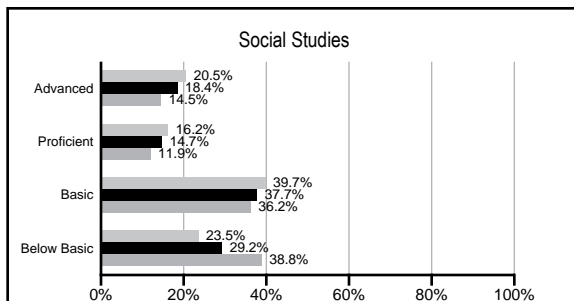
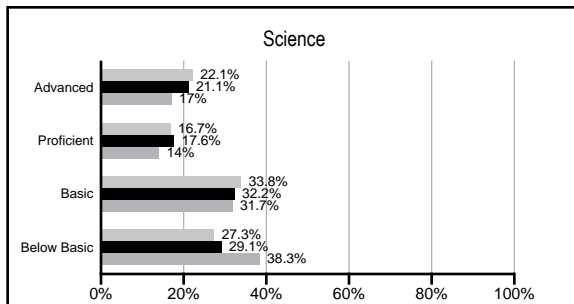
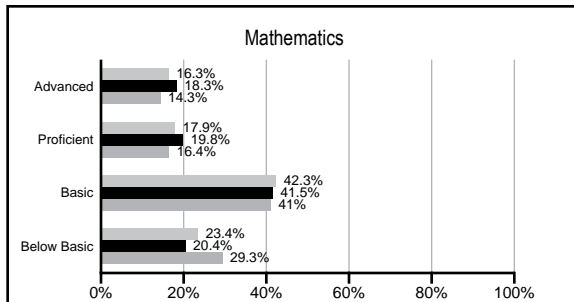
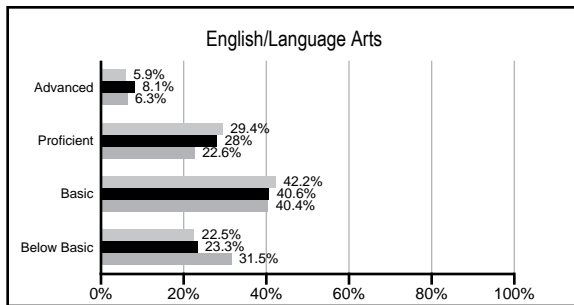
ABSOLUTE RATINGS OF MIDDLE SCHOOLS WITH STUDENTS LIKE OURS*

EXCELLENT	GOOD	AVERAGE	BELOW AVERAGE	AT-RISK
0	2	31	12	1

* Ratings are calculated with data available by 03/02/2009. Schools with Students like Ours are Middle Schools with poverty indices of no more than 5% above or below the index for this school.


PACT PERFORMANCE

Our School Middle Schools with Students Like Ours Middle schools statewide



NAEP PERFORMANCE*

* Performance reported for SC and nation, data not available at school level. Percentages at NAEP Achievement Levels.



END OF COURSE TESTS - 2008

% of students scoring 70 or above on:	Our Middle School	Middle Schools with Students Like Ours
Algebra 1/Math for the Technologies 2	100.0%	98.3%
English 1	98.4%	94.0%
Physical Science	25.0%	36.0%
All Subjects	96.4%	97.7%

SC PERFORMANCE GOAL

2010 Goal:
By 2010, SC's student achievement will be ranked in the top half of the states nationally. To achieve this goal, we must become one of the fastest improving systems in the country.

2020 Goal: TBD

Abbreviations Key

N/A Not Applicable N/AV Not Available N/C Not Collected N/R Not Reported I/S Insufficient Sample TBD To be determined
 NI Newly Identified CSI Continuing School Improvement CA Corrective Action RP Plan to Restructure R Restructure DELAY School Improvement Status HOLD School Improvement Status

Alston Middle [Dorchester 2]

SCHOOL PROFILE

	Our School	Change from Last Year	Middle Schools with Students Like Ours	Median Middle School
Students (n=863)				
Students enrolled in high school credit courses (grades 7 & 8)	48.1%	Up from 25.0%	27.0%	19.4%
Retention rate	3.8%	Down from 5.3%	1.6%	1.8%
Attendance rate	95.4%	Up from 94.9%	95.7%	95.8%
Eligible for gifted and talented	16.8%	Up from 16.3%	18.7%	15.3%
With disabilities other than speech	13.1%	Up from 11.8%	13.0%	12.9%
Out-of-school suspensions or expulsions for violent &/or criminal offenses	6.7%	Down from 8.1%	0.8%	0.7%
Annual dropout rate	0.5%	Up from 0.0%	0.0%	0.0%
Teachers (n=61)				
Teachers with advanced degrees	60.7%	Down from 62.7%	57.6%	55.0%
Continuing contract teachers	59.0%	Up from 57.6%	75.3%	70.6%
Teachers with emergency or provisional certificates	4.3%	Down from 6.4%	4.7%	5.4%
Teachers returning from previous year	71.5%	Down from 74.5%	86.8%	83.4%
Teacher attendance rate	93.9%	No Change	94.9%	94.9%
Average teacher salary	\$42,577	Up 1.3%	\$45,344	\$44,706
Classes not taught by highly qualified teachers	1.3%	Up from 0.0%	0.5%	2.9%
School				
Principal's years at school	13.0	Up from 12.0	4.0	3.0
Student-teacher ratio in core subjects	20.1 to 1	Down from 21.9 to 1	22.6 to 1	20.1 to 1
Prime instructional time	87.7%	Up from 87.1%	88.9%	89.3%
Opportunities in the arts	Excellent	Up from Good	Good	Good
SACS accreditation	Yes	No Change	Yes	Yes
Character development program	Good	Down from Excellent	Good	Good
Dollars spent per pupil*	\$6,899	Up 3.2%	\$6,533	\$7,097
Percent of expenditures for instruction*	59.2%	Up from 59.0%	64.0%	64.4%
Percent of expenditures for teacher salaries*	54.3%	Down from 56.1%	59.9%	59.4%
% of AYP objectives met	71.4%		71.4%	69.0%

* Prior year audited financial data available.

EVALUATION RESULTS

	Teachers	Students*	Parents*
Number of surveys returned	63	265	88
Percent satisfied with learning environment	98.4%	80.7%	95.4%
Percent satisfied with social and physical environment	98.4%	81.6%	87.2%
Percent satisfied with school-home relations	95.2%	85.8%	87.4%

*Only students at the highest middle school grade level at this school and their parents were included.

REPORT OF PRINCIPAL AND SCHOOL IMPROVEMENT COUNCIL

High expectations, strong parental support, community involvement, a committed faculty and a heritage that spans more than a century help make Alston one of the leading middle schools in Dorchester District Two. Alston Middle School proudly serves over 873 students with a staff of 57 fully certified teachers. Professional quality is a top priority as evidenced by the fact that over 95% of our teaching staff is identified as Highly Qualified, and 66% of our staff holds advanced degrees. Our school has also received full accreditation by The Southern Association of Colleges and Schools.

The mission of Alston Middle School is to provide every student with the skills necessary to become productive citizens. To help accomplish this mission, our students participate in a wide variety of academic competitions such as Quest, Math Counts, Spelling Bees, Geography Bee, District and State PTSA Reflections Competitions. For the second year in a row an Alston student won the District Two Lt. Governor's Writing Award. Alston is also implementing a major Fine Arts Grant from the US Department of Education. It has been exciting to see our students' involvement and growth in the arts. The Tiger Band and the Performing Chorus continue to win awards for excellence. The artwork of our students is featured in SC-ETV's annual viewer's guide. Our athletic teams are always competitive, and our Tiger Baseball Team won the District Two Championship with a perfect 16-0 record.

PTSA continues to have a powerful impact on our school and community by giving thousands of PTSA volunteer hours and sponsoring PTSA mini-grants that support the efforts of students and teachers. PTSA collaborated with our excellent School Improvement Council to host a community-wide health fair and the "Alston Meets the Community" outreach dinners. Our students brought in thousands of cans of food in our annual Clemson-Carolina Food Fight that supports several area food banks. Staff, students, and community have also joined together in projects that include raising support for a SC National Guard soldier who was severely wounded in Afghanistan; in applying for, receiving and implementing a \$200,000 grant to build sidewalks and enhance the safety and health of students who walk or ride their bikes to school; and raising funds for the Relay for Life.

In order to meet the challenge of the No Child Left Behind law, we plan to improve student achievement by increasing each student's time in our computer-assisted Compass Labs, using a math co-teacher/coach to enhance instruction, continuing with READ 180, supporting the Tiger Time after-school tutorial program and implementing single gender classrooms. Our PACT Strategies tutorial/acceleration time will also continue, as will our Summer Reading List and the Accelerated Reader events that encourage and improve reading.

Alston Middle School produces successful citizens and will continue to do so far into the 21st Century.

Sam Clark, Principal
Kasonja Glover, SIC Chairperson

Comprehensive detail, including definitions of rating, performance criteria, and explanations of status, is available on www.ed.sc.gov and www.eoc.sc.gov as well as school and school district websites.

Printed versions are available from school districts upon request.

Abbreviations Key

N/A Not Applicable N/AV Not Available N/C Not Collected N/R Not Reported I/S Insufficient Sample TBD To be determined
NI Newly Identified CSI Continuing School Improvement CA Corrective Action RP Plan to Restructure R Restructure DELAY School Improvement Status HOLD School Improvement Status