



SC Annual School Report Card Summary

J V Martin Junior High
Dillon 2
Grades: 7-8 Enrollment: 536
Principal: Amanda L. Burnette
Superintendent: D. Ray Rogers
Board Chair: Fitzgerald Lytch

PERFORMANCE

Comprehensive detail, including definitions of ratings, performance criteria, and explanations of status, is available on www.ed.sc.gov and www.eoc.sc.gov as well as school and school district websites. Printed versions are available from school districts upon request.

YEAR	ABSOLUTE RATING	GROWTH RATING	PALMETTO GOLD/SILVER AWARD	AYP STATUS	NCLB IMPROVEMENT STATUS
2008	At-Risk	Below Average	TBD	Not Met	N/A
2007	At-Risk	At-Risk	N/A	Not Met	RP
2006	At-Risk	At-Risk	N/A	Not Met	CA

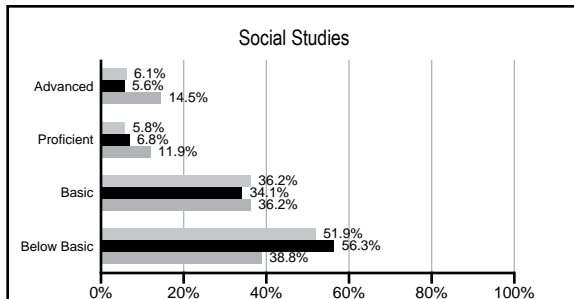
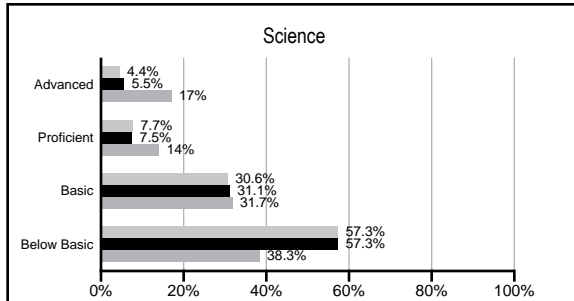
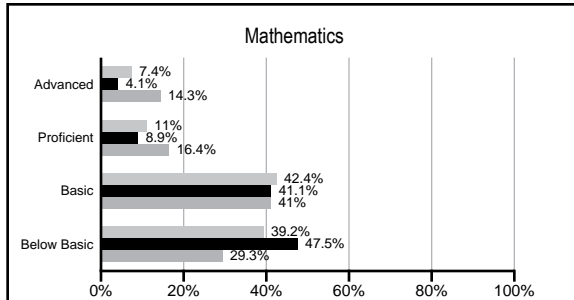
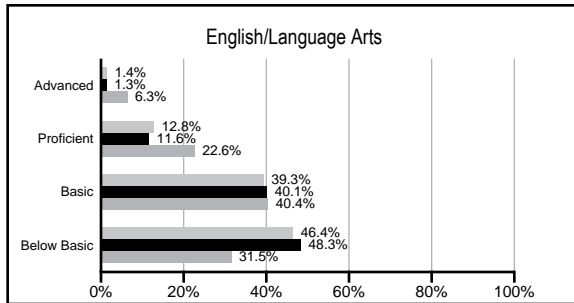
ABSOLUTE RATINGS OF MIDDLE SCHOOLS WITH STUDENTS LIKE OURS*

EXCELLENT	GOOD	AVERAGE	BELOW AVERAGE	AT-RISK
0	0	1	3	52

* Ratings are calculated with data available by 03/02/2009. Schools with Students like Ours are Middle Schools with poverty indices of no more than 5% above or below the index for this school.

PACT PERFORMANCE


Our School Middle Schools with Students Like Ours Middle schools statewide



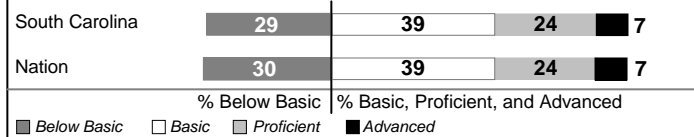
NAEP PERFORMANCE*

* Performance reported for SC and nation, data not available at school level. Percentages at NAEP Achievement Levels.


READING - GRADE 8 (2007)



MATH - GRADE 8 (2007)



SCIENCE - GRADE 8 (2005)



END OF COURSE TESTS - 2008

% of students scoring 70 or above on:	Our Middle School	Middle Schools with Students Like Ours
Algebra 1/Math for the Technologies 2	100.0%	85.2%
English 1	0%	82.8%
Physical Science	0%	56.8%
All Subjects	100.0%	82.4%

SC PERFORMANCE GOAL

2010 Goal:

By 2010, SC's student achievement will be ranked in the top half of the states nationally. To achieve this goal, we must become one of the fastest improving systems in the country.

2020 Goal: TBD

Abbreviations Key

N/A Not Applicable N/AV Not Available N/C Not Collected N/R Not Reported I/S Insufficient Sample TBD To be determined
 NI Newly Identified CSI Continuing School Improvement CA Corrective Action RP Plan to Restructure R Restructure DELAY School Improvement Status HOLD School Improvement Status

J V Martin Junior High [Dillon 2]

SCHOOL PROFILE

	Our School	Change from Last Year	Middle Schools with Students Like Ours	Median Middle School
Students (n=536)				
Students enrolled in high school credit courses (grades 7 & 8)	13.1%	Up from 0.0%	11.8%	19.4%
Retention rate	2.4%	Down from 5.4%	3.4%	1.8%
Attendance rate	88.3%	Down from 91.6%	95.2%	95.8%
Eligible for gifted and talented	8.0%	Down from 8.5%	5.8%	15.3%
With disabilities other than speech	8.0%	Down from 9.2%	13.4%	12.9%
Out-of-school suspensions or expulsions for violent &/or criminal offenses	0.0%	Down from 0.5%	0.7%	0.7%
Annual dropout rate	0.0%	No Change	0.0%	0.0%
Teachers (n=35)				
Teachers with advanced degrees	42.9%	Up from 39.4%	53.5%	55.0%
Continuing contract teachers	54.3%	Down from 69.7%	54.3%	70.6%
Teachers with emergency or provisional certificates	18.8%	Up from 9.4%	18.9%	5.4%
Teachers returning from previous year	76.4%	Down from 84.0%	76.5%	83.4%
Teacher attendance rate	92.5%	Down from 93.0%	94.7%	94.9%
Average teacher salary	\$41,362	Up 2.7%	\$43,109	\$44,706
Classes not taught by highly qualified teachers	15.1%	Up from 11.6%	8.7%	2.9%
School				
Principal's years at school	1.0	Down from 2.0	2.0	3.0
Student-teacher ratio in core subjects	20.3 to 1	Down from 24.0 to 1	16.3 to 1	20.1 to 1
Prime instructional time	79.1%	Down from 82.3%	88.8%	89.3%
Opportunities in the arts	Fair	No Change	Good	Good
SACS accreditation	No	No Change	Yes	Yes
Character development program	Average	Down from Good	Good	Good
Dollars spent per pupil*	\$6,582	Down 7.0%	\$8,665	\$7,097
Percent of expenditures for instruction*	65.8%	Up from 59.2%	63.2%	64.4%
Percent of expenditures for teacher salaries*	53.5%	Down from 56.7%	56.9%	59.4%
% of AYP objectives met	47.1%		53.8%	69.0%

* Prior year audited financial data available.

EVALUATION RESULTS

	Teachers	Students*	Parents*
Number of surveys returned	40	221	138
Percent satisfied with learning environment	92.5%	52.3%	54.1%
Percent satisfied with social and physical environment	90.0%	49.8%	52.3%
Percent satisfied with school-home relations	57.5%	68.8%	57.8%

*Only students at the highest middle school grade level at this school and their parents were included.

REPORT OF PRINCIPAL AND SCHOOL IMPROVEMENT COUNCIL

During the 2007-2008 school year, JV Martin Junior High School has made many strides. With the arrival of a new principal specialist in early July, the school began to shift its focus to the middle school concept. Teachers were grouped on teams to better teach students, and many changes in the school structure and student movement were made.

The focus for this school year has been on literacy, and many new programs have been put in place to help all students become active, engaged readers. The Sunday System, taught by our elective teachers, was used to assist struggling readers by providing specialized instruction geared to meet these students' needs. The ELA teachers were trained and coached in implementing the Balanced Literacy approach to language arts. A Literacy Room was built that contains over 8,000 leveled books packaged in sets of 6 to be used with small flexible reading groups in all classrooms. In addition, AIMS math training was provided to increase the use of manipulatives in teaching math curriculum standards, and a math coach worked with teachers throughout the year to improve teaching practices. Science teachers have worked with our curriculum specialist to create new science curriculum guides that incorporate the use of "hands-on" activities for teaching science. And, our social studies teachers have begun to use literature to support social studies instruction.

Students at JV Martin have excelled in academics this school year! Measures of Academic Progress (MAP) Testing has reflected large gains in student achievement in all areas. Our students taking Algebra I for high school credit had a 100% pass rate on the end of course exam, and 13 of these students made a perfect score on the test. Our struggling readers who were taught using the Sunday System showed gains on the average of 3.1 reading levels!

JV Martin Junior High School has made great strides this year! We are so proud of all we have accomplished, and with continued support of parents and community, we are looking forward to the future.

Amanda Burnette, Principal Specialist
Frankie Camp, SIC Chairperson

Comprehensive detail, including definitions of rating, performance criteria, and explanations of status, is available on www.ed.sc.gov and www.eoc.sc.gov as well as school and school district websites.

Printed versions are available from school districts upon request.

Abbreviations Key

N/A Not Applicable N/AV Not Available N/C Not Collected N/R Not Reported I/S Insufficient Sample TBD To be determined
NI Newly Identified CSI Continuing School Improvement CA Corrective Action RP Plan to Restructure R Restructure DELAY School Improvement Status HOLD School Improvement Status