



SC Annual School Report Card Summary

Darlington Middle

Darlington

Grades: 6-8

Enrollment: 1,115

Principal: Carlita Davis

Superintendent: Dr. Rainey H. Knight

Board Chair: Dr. Allem McCutcheon

PERFORMANCE

Comprehensive detail, including definitions of ratings, performance criteria, and explanations of status, is available on www.ed.sc.gov and www.eoc.sc.gov as well as school and school district websites. Printed versions are available from school districts upon request.

YEAR	ABSOLUTE RATING	GROWTH RATING	PALMETTO GOLD/SILVER AWARD	AYP STATUS	NCLB IMPROVEMENT STATUS
2008	Below Average	At-Risk	TBD	Not Met	RP
2007	Below Average	Below Average	N/A	Not Met	CA
2006	Below Average	Below Average	N/A	Not Met	CSI

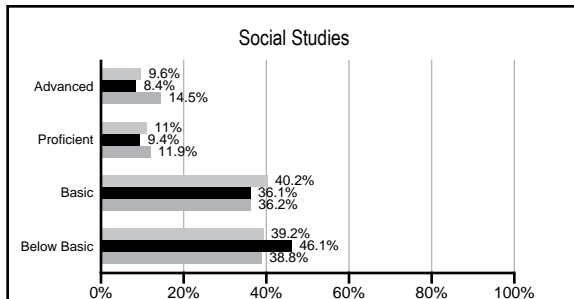
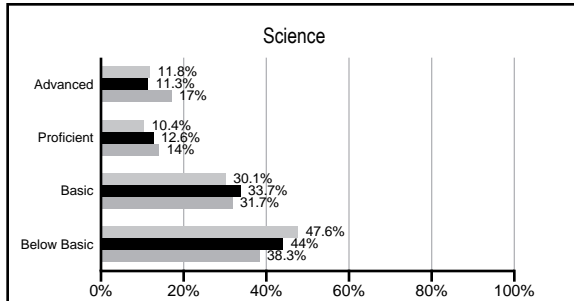
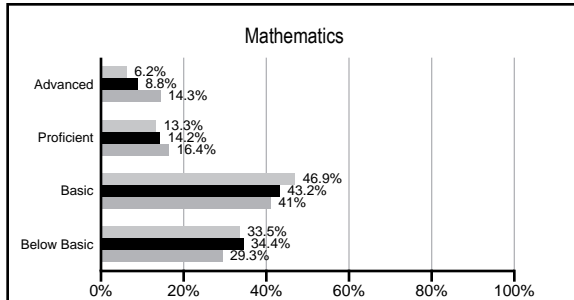
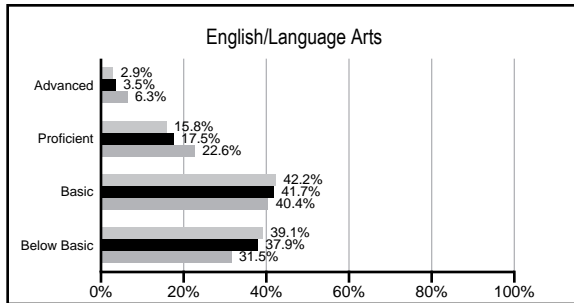
ABSOLUTE RATINGS OF MIDDLE SCHOOLS WITH STUDENTS LIKE OURS*

EXCELLENT	GOOD	AVERAGE	BELOW AVERAGE	AT-RISK
0	0	1	19	21

* Ratings are calculated with data available by 03/02/2009. Schools with Students like Ours are Middle Schools with poverty indices of no more than 5% above or below the index for this school.

PACT PERFORMANCE


Our School Middle Schools with Students Like Ours Middle schools statewide



NAEP PERFORMANCE*

* Performance reported for SC and nation, data not available at school level. Percentages at NAEP Achievement Levels.


READING - GRADE 8 (2007)



MATH - GRADE 8 (2007)



SCIENCE - GRADE 8 (2005)



END OF COURSE TESTS - 2008

% of students scoring 70 or above on:	Our Middle School	Middle Schools with Students Like Ours
Algebra 1/Math for the Technologies 2	100.0%	94.0%
English 1	97.0%	94.3%
Physical Science	0%	0%
All Subjects	97.6%	92.3%

SC PERFORMANCE GOAL

2010 Goal:

By 2010, SC's student achievement will be ranked in the top half of the states nationally. To achieve this goal, we must become one of the fastest improving systems in the country.

2020 Goal: TBD

Abbreviations Key

N/A Not Applicable N/AV Not Available N/C Not Collected N/R Not Reported I/S Insufficient Sample TBD To be determined
 NI Newly Identified CSI Continuing School Improvement CA Corrective Action RP Plan to Restructure R Restructure DELAY School Improvement Status HOLD School Improvement Status

Darlington Middle [Darlington]

SCHOOL PROFILE

	Our School	Change from Last Year	Middle Schools with Students Like Ours	Median Middle School
Students (n=1,115)				
Students enrolled in high school credit courses (grades 7 & 8)	8.8%	Up from 7.4%	15.8%	19.4%
Retention rate	3.3%	Down from 6.6%	2.8%	1.8%
Attendance rate	95.8%	Up from 94.3%	95.4%	95.8%
Eligible for gifted and talented	7.9%	Down from 9.6%	11.3%	15.3%
With disabilities other than speech	18.1%	Down from 19.6%	13.9%	12.9%
Out-of-school suspensions or expulsions for violent &/or criminal offenses	0.9%	Up from 0.7%	1.1%	0.7%
Annual dropout rate	0.1%	Up from 0.0%	0.0%	0.0%
Teachers (n=69)				
Teachers with advanced degrees	40.6%	Up from 38.2%	53.9%	55.0%
Continuing contract teachers	52.2%	Down from 66.2%	63.5%	70.6%
Teachers with emergency or provisional certificates	18.9%	Up from 12.7%	8.3%	5.4%
Teachers returning from previous year	73.0%	Down from 76.3%	80.8%	83.4%
Teacher attendance rate	95.9%	Up from 95.4%	94.9%	94.9%
Average teacher salary	\$42,948	Up 0.2%	\$44,654	\$44,706
Classes not taught by highly qualified teachers	10.2%	Down from 15.2%	3.0%	2.9%
School				
Principal's years at school	1.0	No Change	2.0	3.0
Student-teacher ratio in core subjects	22.8 to 1	Down from 23.0 to 1	20.1 to 1	20.1 to 1
Prime instructional time	90.3%	Up from 87.5%	88.6%	89.3%
Opportunities in the arts	Good	No Change	Good	Good
SACS accreditation	Yes	No Change	Yes	Yes
Character development program	Good	No Change	Good	Good
Dollars spent per pupil*	\$5,742	Up 6.1%	\$7,424	\$7,097
Percent of expenditures for instruction*	70.9%	Up from 67.3%	63.8%	64.4%
Percent of expenditures for teacher salaries*	59.1%	Down from 64.9%	58.8%	59.4%
% of AYP objectives met	57.1%		61.9%	69.0%

* Prior year audited financial data available.

REPORT OF PRINCIPAL AND SCHOOL IMPROVEMENT COUNCIL

Darlington Middle School, rich with a nurturing and understanding environment needed to mold the middle school child, focuses on developing well-rounded individuals who are able to successfully compete in an ever-changing global society.

It is our every intent to meet the needs of all students by providing a curriculum that provides the necessary knowledge, as well as spark a level of interest while stimulating the mind, body, and soul. Tutorial sessions and after school tutoring were offered to all students. Reading initiatives were introduced, and writing across the curriculum was embraced. During school-wide and grade level presentations, students were presented with academic and behavioral data, as well as noted accomplishments to keep them aware of the overall performance of our school and the areas of concern to address.

Many accomplishments were made this year that we are extremely proud of. They are as follows: Relay for Life Contributions of \$3,200.00, Contributions to children's hospital of \$3,500.00, 3 Junior Scholars, Student accepted into Governor's School, Boy's Basketball Team – 2nd Place in the Region, Competitive Lego-League Team, Competitive Academic Challenge Bowl Team.

Increased parent support is always welcomed at Darlington Middle School. With this in mind, we have established a parenting center with a coordinator. We extend a personal invitation to all parents, businesses, and community partners to join us in the continued and endless efforts to improve the overall performance and properly prepare our youth for the future through the educational process.

Carlita S. Davis, Principal

Retha Ross, SIC chair

EVALUATION RESULTS

	Teachers	Students*	Parents*
Number of surveys returned	56	250	120
Percent satisfied with learning environment	90.9%	60.8%	73.7%
Percent satisfied with social and physical environment	94.6%	70.2%	70.1%
Percent satisfied with school-home relations	56.4%	82.8%	69.8%

*Only students at the highest middle school grade level at this school and their parents were included.

Comprehensive detail, including definitions of rating, performance criteria, and explanations of status, is available on www.ed.sc.gov and www.eoc.sc.gov as well as school and school district websites.

Printed versions are available from school districts upon request.

Abbreviations Key

N/A Not Applicable N/AV Not Available N/C Not Collected N/R Not Reported I/S Insufficient Sample TBD To be determined
NI Newly Identified CSI Continuing School Improvement CA Corrective Action RP Plan to Restructure R Restructure DELAY School Improvement Status HOLD School Improvement Status