



SC Annual School Report Card Summary

Spaulding Middle
Darlington

Grades: 6-8

Enrollment: 231

Principal: Derrick Glover

Superintendent: Dr. Rainey H. Knight

Board Chair: Dr. Allem McCutcheon

PERFORMANCE

Comprehensive detail, including definitions of ratings, performance criteria, and explanations of status, is available on www.ed.sc.gov and www.eoc.sc.gov as well as school and school district websites. Printed versions are available from school districts upon request.

YEAR	ABSOLUTE RATING	GROWTH RATING	PALMETTO GOLD/SILVER AWARD	AYP STATUS	NCLB IMPROVEMENT STATUS
2008	At-Risk	Below Average	TBD	Not Met	R
2007	Below Average	Below Average	N/A	Not Met	R
2006	Below Average	Below Average	Silver	Not Met	R

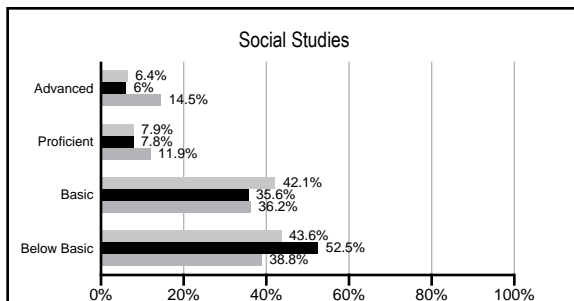
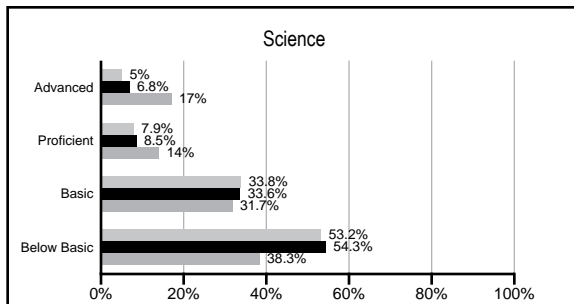
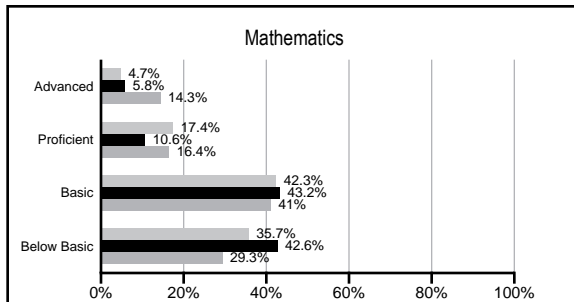
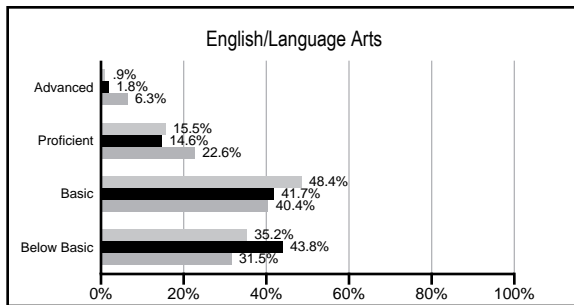
ABSOLUTE RATINGS OF MIDDLE SCHOOLS WITH STUDENTS LIKE OURS*

EXCELLENT	GOOD	AVERAGE	BELOW AVERAGE	AT-RISK
0	0	1	4	37

* Ratings are calculated with data available by 03/02/2009. Schools with Students like Ours are Middle Schools with poverty indices of no more than 5% above or below the index for this school.

PACT PERFORMANCE


Our School Middle Schools with Students Like Ours Middle schools statewide




NAEP PERFORMANCE*

* Performance reported for SC and nation, data not available at school level. Percentages at NAEP Achievement Levels.


READING - GRADE 8 (2007)



MATH - GRADE 8 (2007)



SCIENCE - GRADE 8 (2005)



END OF COURSE TESTS - 2008

% of students scoring 70 or above on:	Our Middle School	Middle Schools with Students Like Ours
Algebra 1/Math for the Technologies 2	0%	89.1%
English 1	0%	86.9%
Physical Science	0%	31.5%
All Subjects	0%	87.3%

SC PERFORMANCE GOAL

2010 Goal:

By 2010, SC's student achievement will be ranked in the top half of the states nationally. To achieve this goal, we must become one of the fastest improving systems in the country.

2020 Goal: TBD

Abbreviations Key

N/A Not Applicable N/AV Not Available N/C Not Collected N/R Not Reported I/S Insufficient Sample TBD To be determined
NI Newly Identified CSI Continuing School Improvement CA Corrective Action RP Plan to Restructure R Restructure DELAY School Improvement Status HOLD School Improvement Status

Spaulding Middle [Darlington]

SCHOOL PROFILE

	Our School	Change from Last Year	Middle Schools with Students Like Ours	Median Middle School
Students (n=231)				
Students enrolled in high school credit courses (grades 7 & 8)	0.0%	No Change	13.2%	19.4%
Retention rate	0.9%	Down from 1.2%	2.9%	1.8%
Attendance rate	95.4%	Down from 95.6%	95.1%	95.8%
Eligible for gifted and talented	0.0%	Down from 7.7%	9.8%	15.3%
With disabilities other than speech	15.0%	Down from 15.4%	13.9%	12.9%
Out-of-school suspensions or expulsions for violent &/or criminal offenses	0.0%	No Change	0.6%	0.7%
Annual dropout rate	0.0%	No Change	0.0%	0.0%
Teachers (n=20)				
Teachers with advanced degrees	65.0%	Up from 47.6%	53.8%	55.0%
Continuing contract teachers	75.0%	Down from 76.2%	57.1%	70.6%
Teachers with emergency or provisional certificates	5.3%	Up from 0.0%	17.6%	5.4%
Teachers returning from previous year	78.2%	Down from 81.7%	77.7%	83.4%
Teacher attendance rate	95.7%	Down from 96.6%	94.9%	94.9%
Average teacher salary	\$48,658	Up 10.8%	\$43,747	\$44,706
Classes not taught by highly qualified teachers	0.0%	No Change	4.1%	2.9%
School				
Principal's years at school	5.0	Up from 4.0	2.0	3.0
Student-teacher ratio in core subjects	21.7 to 1	Up from 16.5 to 1	17.7 to 1	20.1 to 1
Prime instructional time	88.9%	Down from 89.7%	88.6%	89.3%
Opportunities in the arts	Good	No Change	Good	Good
SACS accreditation	Yes	No Change	Yes	Yes
Character development program	Good	Down from Excellent	Good	Good
Dollars spent per pupil*	\$10,798	Up 0.1%	\$7,617	\$7,097
Percent of expenditures for instruction*	61.6%	Up from 50.7%	63.2%	64.4%
Percent of expenditures for teacher salaries*	49.5%	Up from 46.3%	58.6%	59.4%
% of AYP objectives met	64.7%		57.1%	69.0%

* Prior year audited financial data available.

EVALUATION RESULTS

	Teachers	Students*	Parents*
Number of surveys returned	21	76	51
Percent satisfied with learning environment	95.2%	88.2%	78.0%
Percent satisfied with social and physical environment	100.0%	93.2%	82.0%
Percent satisfied with school-home relations	71.4%	84.2%	78.4%

*Only students at the highest middle school grade level at this school and their parents were included.

REPORT OF PRINCIPAL AND SCHOOL IMPROVEMENT COUNCIL

The 2007-08 school year was both exciting and challenging! For the first time Spaulding Middle School (SMS) students wore uniforms. The change went very well, and parents did a great job helping the school successfully implement the new uniform policy. Our students looked great and were not distracted from learning by fashion and fads.

Improving student achievement continued to be the focus for 2007-08 school year as Spaulding Middle worked to improve its 2007 "Below Average" rating to "Average" in 2008. A major endeavor has been to help students raise their personal expectations for their academic success and continuous improvement. Teachers talked at length with students and parents about strategies for improving academically and setting goals for the future. Parent workshops were held for parents to share the standards students would be working on during the nine weeks. Many parents participated in sessions designed to help them understand and help their child with math. SMS maintained its focus and worked diligently to provide the best education possible for all students.

Faculty participated in intensive professional development during 2007-08 focused on increasing the rigor of the work given to students and increasing the level of student engagement in the classroom. Benchmark testing for English/Language Arts (ELA), math and science were administered to assess student progress and provide data regarding students' instructional needs. Teachers addressed students' weaknesses through targeted instruction and remediation. Throughout these processes, an advisory team provided staff members with recommendations to improve teaching and learning.

Spaulding Middle School, a Title I school-wide site, is committed providing the children in the Lamar area with a quality education. We will continue to work toward that goal and welcome the support of community and business members.

Fran W. Knotts, Principal
Tina McElveen, SIC Chairperson

Comprehensive detail, including definitions of rating, performance criteria, and explanations of status, is available on www.ed.sc.gov and www.eoc.sc.gov as well as school and school district websites.

Printed versions are available from school districts upon request.

Abbreviations Key

N/A Not Applicable N/AV Not Available N/C Not Collected N/R Not Reported I/S Insufficient Sample TBD To be determined
NI Newly Identified CSI Continuing School Improvement CA Corrective Action RP Plan to Restructure R Restructure DELAY School Improvement Status HOLD School Improvement Status