



# SC Annual School Report Card Summary

East Clarendon Middle  
 Clarendon 3  
 Grades: 6-8 Enrollment: 274  
 Principal: Kelvin Lemon  
 Superintendent: Mrs. Connie Dennis  
 Board Chair: Dr. George Green

## PERFORMANCE

Comprehensive detail, including definitions of ratings, performance criteria, and explanations of status, is available on [www.ed.sc.gov](http://www.ed.sc.gov) and [www.eoc.sc.gov](http://www.eoc.sc.gov) as well as school and school district websites. Printed versions are available from school districts upon request.

YEAR	ABSOLUTE RATING	GROWTH RATING	PALMETTO GOLD/SILVER AWARD	AYP STATUS	NCLB IMPROVEMENT STATUS
2008	Below Average	At-Risk	TBD	Not Met	N/A
2007	Below Average	At-Risk	N/A	Not Met	N/A
2006	Below Average	At-Risk	N/A	Not Met	N/A

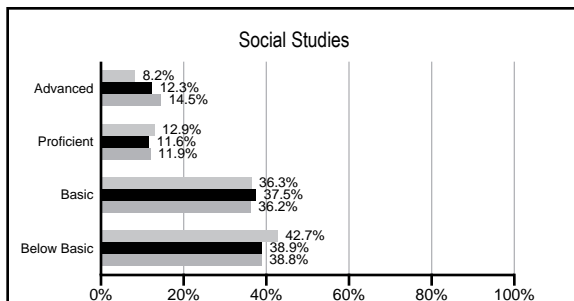
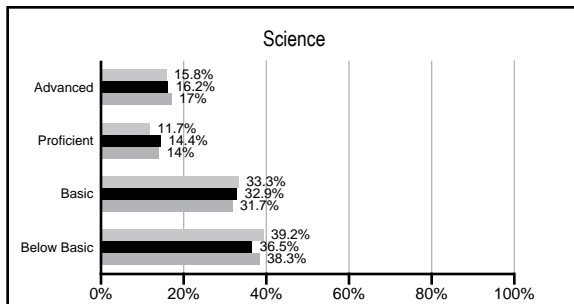
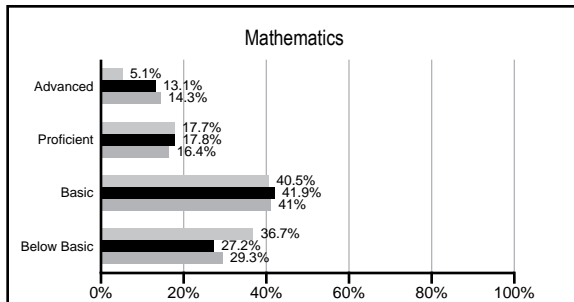
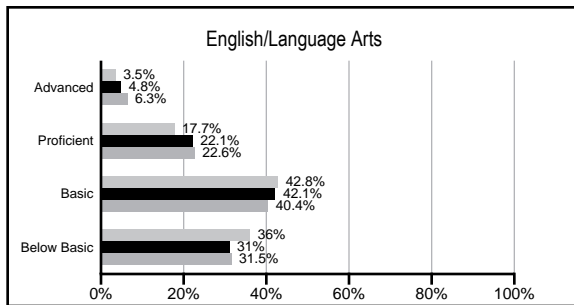
## ABSOLUTE RATINGS OF MIDDLE SCHOOLS WITH STUDENTS LIKE OURS\*

EXCELLENT	GOOD	AVERAGE	BELOW AVERAGE	AT-RISK
0	0	15	33	5

\* Ratings are calculated with data available by 03/02/2009. Schools with Students like Ours are Middle Schools with poverty indices of no more than 5% above or below the index for this school.


## PACT PERFORMANCE

Our School Middle Schools with Students Like Ours Middle schools statewide



## NAEP PERFORMANCE\*

\* Performance reported for SC and nation, data not available at school level. Percentages at NAEP Achievement Levels.



## END OF COURSE TESTS - 2008

% of students scoring 70 or above on:	Our Middle School	Middle Schools with Students Like Ours
Algebra 1/Math for the Technologies 2	89.8%	97.0%
English 1	89.8%	96.2%
Physical Science	0%	57.7%
All Subjects	89.8%	96.1%

## SC PERFORMANCE GOAL

2010 Goal:  
 By 2010, SC's student achievement will be ranked in the top half of the states nationally. To achieve this goal, we must become one of the fastest improving systems in the country.

2020 Goal: TBD

### Abbreviations Key

N/A Not Applicable N/AV Not Available N/C Not Collected N/R Not Reported I/S Insufficient Sample TBD To be determined  
 NI Newly Identified CSI Continuing School Improvement CA Corrective Action RP Plan to Restructure R Restructure DELAY School Improvement Status HOLD School Improvement Status

# East Clarendon Middle [Clarendon 3]

## SCHOOL PROFILE

	Our School	Change from Last Year	Middle Schools with Students Like Ours	Median Middle School
<b>Students (n=274)</b>				
Students enrolled in high school credit courses (grades 7 & 8)	24.2%	Up from 21.1%	19.2%	19.4%
Retention rate	1.1%	Down from 4.0%	1.6%	1.8%
Attendance rate	93.7%	Down from 95.7%	95.9%	95.8%
Eligible for gifted and talented	19.2%	Down from 26.2%	16.9%	15.3%
With disabilities other than speech	13.8%	Up from 12.9%	14.3%	12.9%
Out-of-school suspensions or expulsions for violent &/or criminal offenses	0.0%	No Change	0.6%	0.7%
Annual dropout rate	N/A	N/A	0.0%	0.0%
<b>Teachers (n=19)</b>				
Teachers with advanced degrees	52.6%	Up from 42.9%	53.4%	55.0%
Continuing contract teachers	78.9%	Down from 81.0%	73.8%	70.6%
Teachers with emergency or provisional certificates	5.9%	Up from 0.0%	5.4%	5.4%
Teachers returning from previous year	N/A	N/A	84.4%	83.4%
Teacher attendance rate	92.7%	Down from 94.2%	94.8%	94.9%
Average teacher salary	\$42,751	Up 0.3%	\$44,220	\$44,706
Classes not taught by highly qualified teachers	0.0%	Down from 21.3%	2.8%	2.9%
<b>School</b>				
Principal's years at school	3.0	Up from 2.0	3.0	3.0
Student-teacher ratio in core subjects	21.8 to 1	Down from 22.5 to 1	19.6 to 1	20.1 to 1
Prime instructional time	83.2%	Down from 87.3%	89.2%	89.3%
Opportunities in the arts	Good	No Change	Good	Good
SACS accreditation	Yes	Up from No	Yes	Yes
Character development program	Good	Down from Excellent	Good	Good
Dollars spent per pupil*	\$6,065	Up 15.9%	\$6,993	\$7,097
Percent of expenditures for instruction*	71.2%	Down from 72.2%	64.8%	64.4%
Percent of expenditures for teacher salaries*	64.7%	Up from 6.9%	60.1%	59.4%
% of AYP objectives met	47.1%		68.5%	69.0%

\* Prior year audited financial data available.

## EVALUATION RESULTS

	Teachers	Students*	Parents*
Number of surveys returned	14	95	35
Percent satisfied with learning environment	100.0%	78.7%	77.1%
Percent satisfied with social and physical environment	85.7%	76.8%	73.5%
Percent satisfied with school-home relations	71.4%	81.1%	65.7%

\*Only students at the highest middle school grade level at this school and their parents were included.

## REPORT OF PRINCIPAL AND SCHOOL IMPROVEMENT COUNCIL

The motto of East Clarendon Middle School is "Every Child Must Succeed" and the vision/goal statement declares, "The goal of East Clarendon Middle School is to educate every child, thereby improving our world through producing motivated, successful, and intellectual students of character."

The 2007-2008 school year saw East Clarendon Middle School receive SACS accreditation, continue MAP testing, and Word with a Word groups. ECMS wants to focus on deeper implementation of what we are already doing, collecting data on our progress, and using the data to drive instructional decisions for ECMS.

Carol Lenderman  
Principal

Comprehensive detail, including definitions of rating, performance criteria, and explanations of status, is available on [www.ed.sc.gov](http://www.ed.sc.gov) and [www.eoc.sc.gov](http://www.eoc.sc.gov) as well as school and school district websites.

Printed versions are available from school districts upon request.

### Abbreviations Key

N/A Not Applicable N/AV Not Available N/C Not Collected N/R Not Reported I/S Insufficient Sample TBD To be determined  
NI Newly Identified CSI Continuing School Improvement CA Corrective Action RP Plan to Restructure R Restructure DELAY School Improvement Status HOLD School Improvement Status