



SC Annual School Report Card Summary

Scott's Branch Middle
 Clarendon 1
 Grades: 6-8 Enrollment: 191
 Principal: Dr. Gwendolyn Harris
 Superintendent: Dr. Rose H. Wilder
 Board Chair: Mr. John D. Bonaparte

PERFORMANCE

Comprehensive detail, including definitions of ratings, performance criteria, and explanations of status, is available on www.ed.sc.gov and www.eoc.sc.gov as well as school and school district websites. Printed versions are available from school districts upon request.

YEAR	ABSOLUTE RATING	GROWTH RATING	PALMETTO GOLD/SILVER AWARD	AYP STATUS	NCLB IMPROVEMENT STATUS
2008	At-Risk	Below Average	TBD	Not Met	R
2007	At-Risk	At-Risk	N/A	Not Met	RP
2006	At-Risk	Below Average	N/A	Not Met	CA

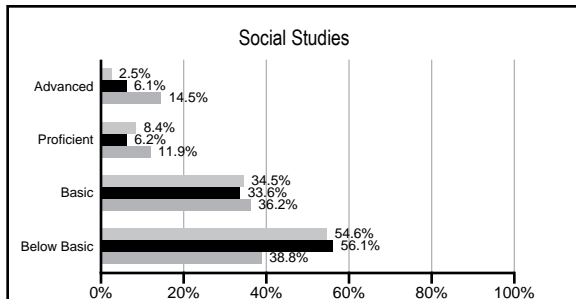
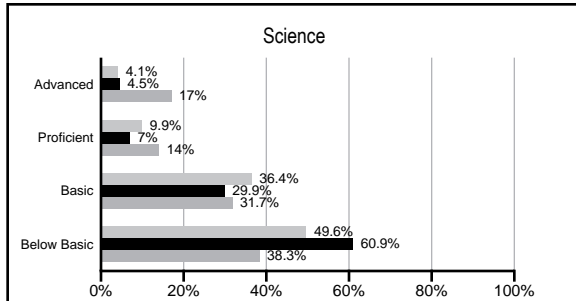
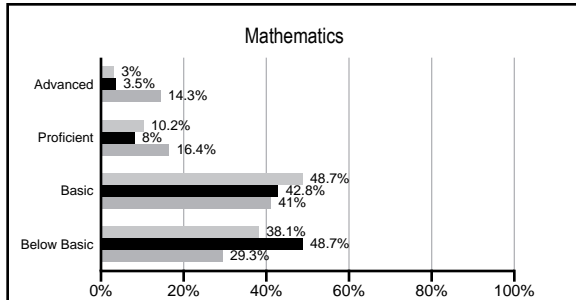
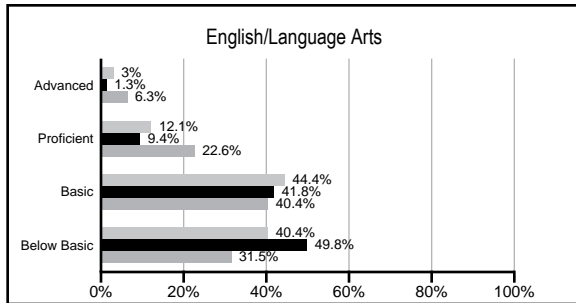
ABSOLUTE RATINGS OF MIDDLE SCHOOLS WITH STUDENTS LIKE OURS*

EXCELLENT	GOOD	AVERAGE	BELOW AVERAGE	AT-RISK
0	0	0	3	25

* Ratings are calculated with data available by 03/02/2009. Schools with Students like Ours are Middle Schools with poverty indices of no more than 5% above or below the index for this school.



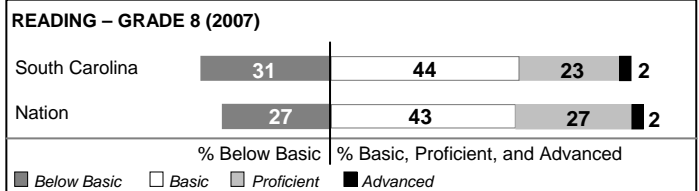
PACT PERFORMANCE

Our School Middle Schools with Students Like Ours Middle schools statewide



NAEP PERFORMANCE*

* Performance reported for SC and nation, data not available at school level. Percentages at NAEP Achievement Levels.



END OF COURSE TESTS - 2008

% of students scoring 70 or above on:	Our Middle School	Middle Schools with Students Like Ours
Algebra 1/Math for the Technologies 2	90.0%	82.4%
English 1	95.2%	84.4%
Physical Science	0%	39.7%
All Subjects	92.7%	79.6%

SC PERFORMANCE GOAL

2010 Goal:
By 2010, SC's student achievement will be ranked in the top half of the states nationally. To achieve this goal, we must become one of the fastest improving systems in the country.

2020 Goal: TBD

Abbreviations Key

N/A Not Applicable N/AV Not Available N/C Not Collected N/R Not Reported I/S Insufficient Sample TBD To be determined
 NI Newly Identified CSI Continuing School Improvement CA Corrective Action RP Plan to Restructure R Restructure DELAY School Improvement Status HOLD School Improvement Status

Scott's Branch Middle [Clarendon 1]

SCHOOL PROFILE

	Our School	Change from Last Year	Middle Schools with Students Like Ours	Median Middle School
Students (n=191)				
Students enrolled in high school credit courses (grades 7 & 8)	16.7%	Up from 14.7%	11.5%	19.4%
Retention rate	1.1%	Down from 3.9%	3.3%	1.8%
Attendance rate	96.0%	Down from 97.1%	95.0%	95.8%
Eligible for gifted and talented	11.1%	Up from 10.3%	3.8%	15.3%
With disabilities other than speech	14.2%	Up from 13.3%	13.5%	12.9%
Out-of-school suspensions or expulsions for violent &/or criminal offenses	0.0%	Down from 0.6%	1.0%	0.7%
Annual dropout rate	0.0%	No Change	0.0%	0.0%
Teachers (n=15)				
Teachers with advanced degrees	53.3%	Down from 64.0%	54.3%	55.0%
Continuing contract teachers	46.7%	Down from 64.0%	55.6%	70.6%
Teachers with emergency or provisional certificates	21.4%	Up from 0.0%	19.0%	5.4%
Teachers returning from previous year	50.8%	Down from 69.7%	76.3%	83.4%
Teacher attendance rate	97.1%	Up from 95.1%	94.7%	94.9%
Average teacher salary	\$41,298	Down 5.4%	\$43,167	\$44,706
Classes not taught by highly qualified teachers	7.8%	Down from 16.0%	10.1%	2.9%
School				
Principal's years at school	2.0	Up from 1.0	2.0	3.0
Student-teacher ratio in core subjects	14.2 to 1	Down from 16.1 to 1	15.6 to 1	20.1 to 1
Prime instructional time	91.4%	Up from 89.8%	88.9%	89.3%
Opportunities in the arts	Poor	Down from Good	Good	Good
SACS accreditation	Yes	No Change	Yes	Yes
Character development program	Good	No Change	Good	Good
Dollars spent per pupil*	\$8,450	Up 32.1%	\$9,234	\$7,097
Percent of expenditures for instruction*	66.0%	Up from 57.9%	62.8%	64.4%
Percent of expenditures for teacher salaries*	62.6%	Up from 55.2%	55.1%	59.4%
% of AYP objectives met	53.8%		53.8%	69.0%

* Prior year audited financial data available.

EVALUATION RESULTS

	Teachers	Students*	Parents*
Number of surveys returned	16	46	7
Percent satisfied with learning environment	93.3%	63.6%	I/S
Percent satisfied with social and physical environment	87.5%	68.9%	I/S
Percent satisfied with school-home relations	56.3%	77.8%	I/S

*Only students at the highest middle school grade level at this school and their parents were included.

REPORT OF PRINCIPAL AND SCHOOL IMPROVEMENT COUNCIL

The Scott's Branch Middle School family continues to embrace the vision of creating productive citizens who will be able to successfully compete with students across the globe. To this end, our faculty, staff, parents, and community members have demonstrated a determination to do their part to help every child maximize his/her potential. We have also committed to standing beside each other during challenging times and working together to combat obstacles to change the course of history at Scott's Branch Middle School.

Numerous strategies have been implemented that include greater use of technology, single-gender classes, more hands-on activities, and integration of the performing arts into instruction. We have spent countless hours assessing our curriculum and instruction in an effort to provide every child with a rigorous, standards-based learning environment. Teachers received extensive professional development in all content areas that was focused on maximizing classroom instruction.

Student effort reached new heights through intense instruction and our ongoing incentive program. Gift certificates, books, thumb drives, and bonus time were just a few of the incentives given to top readers and students who met specific benchmarks. Our ongoing Battle of the Mind competition provided the perfect incentive among our single-gender students who wanted to prove who was smarter. Because students were recognized and rewarded throughout the school year, a climate of respect and increased productivity was the result.

As we endeavored to increase the motivational and academic levels of our students, high expectations continue to permeate the school environment. We are excited that stakeholders are committed about being active partners in the education of our children. While parent and community involvement continues to increase, we persist in seeking ways to involve every parent or guardian as a leader, teacher, learner, and advocate for his/her child's education.

We are excited about our 2007-2008 accomplishments. We have accepted the challenge that has been placed before us and we are convinced that "the best is yet to come."

Gwendolyn Hudson Harris, Principal Specialist
Dorothy Thomas, School Improvement Chairperson

Comprehensive detail, including definitions of rating, performance criteria, and explanations of status, is available on www.ed.sc.gov and www.eoc.sc.gov as well as school and school district websites.

Printed versions are available from school districts upon request.

Abbreviations Key

N/A Not Applicable N/AV Not Available N/C Not Collected N/R Not Reported I/S Insufficient Sample TBD To be determined
NI Newly Identified CSI Continuing School Improvement CA Corrective Action RP Plan to Restructure R Restructure DELAY School Improvement Status HOLD School Improvement Status