



SC Annual School Report Card Summary

Chesterfield-Ruby Middle
Chesterfield County

Grades: 6-8

Enrollment: 468

Principal: Dr. Andrea L. Hampton

Superintendent: Dr. John E. Williams

Board Chair: Chad Vick

PERFORMANCE

Comprehensive detail, including definitions of ratings, performance criteria, and explanations of status, is available on www.ed.sc.gov and www.eoc.sc.gov as well as school and school district websites. Printed versions are available from school districts upon request.

YEAR	ABSOLUTE RATING	GROWTH RATING	PALMETTO GOLD/SILVER AWARD	AYP STATUS	NCLB IMPROVEMENT STATUS
2008	Average	Below Average	TBD	Not Met	N/A
2007	Average	At-Risk	N/A	Not Met	N/A
2006	Average	Below Average	Silver	Not Met	N/A

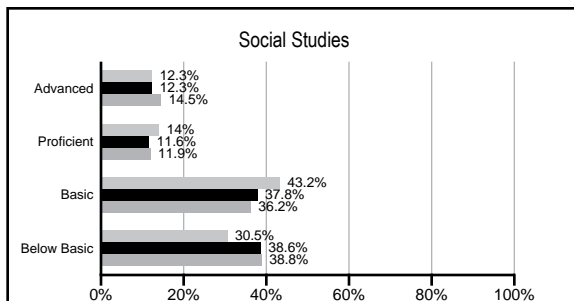
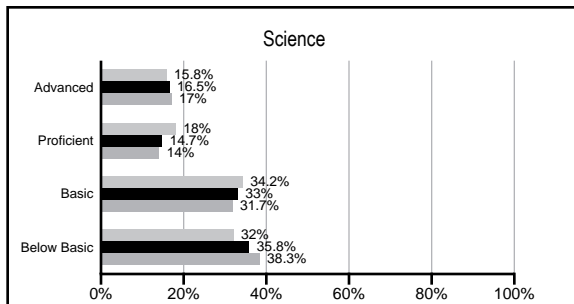
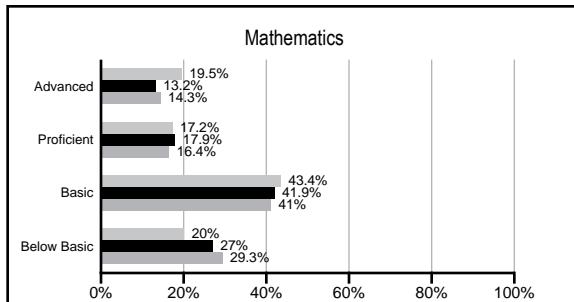
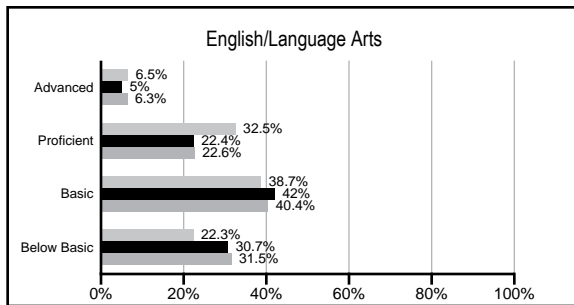
ABSOLUTE RATINGS OF MIDDLE SCHOOLS WITH STUDENTS LIKE OURS*

EXCELLENT	GOOD	AVERAGE	BELOW AVERAGE	AT-RISK
0	0	15	30	5

* Ratings are calculated with data available by 03/02/2009. Schools with Students like Ours are Middle Schools with poverty indices of no more than 5% above or below the index for this school.



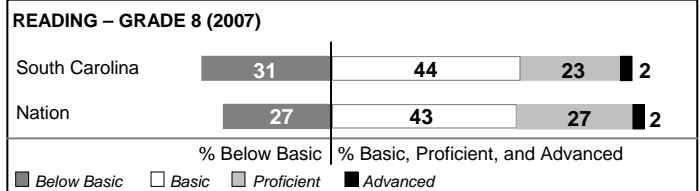
PACT PERFORMANCE

Our School Middle Schools with Students Like Ours Middle schools statewide



NAEP PERFORMANCE*

* Performance reported for SC and nation, data not available at school level. Percentages at NAEP Achievement Levels.



END OF COURSE TESTS - 2008

% of students scoring 70 or above on:	Our Middle School	Middle Schools with Students Like Ours
Algebra 1/Math for the Technologies 2	0%	97.0%
English 1	0%	96.7%
Physical Science	0%	50.0%
All Subjects	0%	96.3%

SC PERFORMANCE GOAL

2010 Goal:

By 2010, SC's student achievement will be ranked in the top half of the states nationally. To achieve this goal, we must become one of the fastest improving systems in the country.

2020 Goal: TBD

Abbreviations Key

N/A Not Applicable N/AV Not Available N/C Not Collected N/R Not Reported I/S Insufficient Sample TBD To be determined

NI Newly Identified CSI Continuing School Improvement CA Corrective Action RP Plan to Restructure R Restructure DELAY School Improvement Status HOLD School Improvement Status

Chesterfield-Ruby Middle [Chesterfield County]

SCHOOL PROFILE

	Our School	Change from Last Year	Middle Schools with Students Like Ours	Median Middle School
Students (n=468)				
Students enrolled in high school credit courses (grades 7 & 8)	0.0%	No Change	23.3%	19.4%
Retention rate	2.8%	No Change	1.6%	1.8%
Attendance rate	96.0%	No Change	95.9%	95.8%
Eligible for gifted and talented	23.5%	Down from 24.3%	17.4%	15.3%
With disabilities other than speech	11.4%	Up from 11.1%	14.2%	12.9%
Out-of-school suspensions or expulsions for violent &/or criminal offenses	0.2%	Up from 0.0%	0.6%	0.7%
Annual dropout rate	0.0%	No Change	0.0%	0.0%
Teachers (n=30)				
Teachers with advanced degrees	53.3%	Up from 53.1%	53.5%	55.0%
Continuing contract teachers	66.7%	Up from 62.5%	73.9%	70.6%
Teachers with emergency or provisional certificates	7.4%	Down from 10.3%	5.4%	5.4%
Teachers returning from previous year	88.3%	Down from 89.6%	85.2%	83.4%
Teacher attendance rate	96.4%	Down from 97.5%	94.8%	94.9%
Average teacher salary	\$42,570	Down 1.5%	\$44,375	\$44,706
Classes not taught by highly qualified teachers	0.0%	Down from 15.5%	2.1%	2.9%
School				
Principal's years at school	4.0	Up from 3.0	3.0	3.0
Student-teacher ratio in core subjects	21.2 to 1	Down from 21.9 to 1	20.5 to 1	20.1 to 1
Prime instructional time	91.1%	Down from 91.8%	89.2%	89.3%
Opportunities in the arts	Fair	Down from Good	Good	Good
SACS accreditation	Yes	No Change	Yes	Yes
Character development program	Good	No Change	Good	Good
Dollars spent per pupil*	\$6,093	Up 17.3%	\$6,993	\$7,097
Percent of expenditures for instruction*	62.0%	Down from 66.7%	63.9%	64.4%
Percent of expenditures for teacher salaries*	59.6%	Down from 65.1%	59.6%	59.4%
% of AYP objectives met	85.7%		69.0%	69.0%

* Prior year audited financial data available.

EVALUATION RESULTS

	Teachers	Students*	Parents*
Number of surveys returned	28	143	48
Percent satisfied with learning environment	100.0%	81.0%	89.6%
Percent satisfied with social and physical environment	100.0%	85.9%	83.3%
Percent satisfied with school-home relations	100.0%	85.9%	79.2%

*Only students at the highest middle school grade level at this school and their parents were included.

REPORT OF PRINCIPAL AND SCHOOL IMPROVEMENT COUNCIL

At Chesterfield-Ruby Middle School, EXCELLENCE IS OUR STANDARD! High expectations, a committed faculty/staff, and strong parental/community involvement makes Chesterfield-Ruby Middle School stand out as one of the best middle schools in Chesterfield County! Our school proudly served over 460 students during the 2007-2008 school year with a staff of 56 individuals committed to supporting our mission to produce Challenged, Responsible, Motivated Students by providing an EXCELLENT education to every student!

Continuous improvement is an integral part of our belief system; therefore, all faculty meetings held as their foundation an instructional focus. The primary focus for this year's professional development was reading and discussing literature designed to strengthen our ability to effectively work with adolescents. Teachers met with their department and grade-level colleagues frequently to study the standards and align lessons with the standards and assessment data. Several teachers attended a variety of professional conferences throughout the school year. Fifty-two students successfully completed the first year of our single-gender program in 8th Grade.

Our school embraced our parents and community by hosting various events focused on fostering collaboration and positive character development. Events included a Back to School Family Fun Night, A Luncheon Celebration of the Young Adolescent, Live Out Loud, Morning Inspiration Programs, Parenting Workshops, Grandparent's Day Breakfast, Veterans Day Parade and Luncheon, Manpower Luncheon, Student Faculty Basketball Game, and a Formal 8th Grade Completion Ceremony. Our entire school family sponsored a Relay for Life Team and donated over \$10,000 to the American Cancer Society.

This year was filled with a variety of honors and recognitions. We recognized two Duke Scholars, and eight South Carolina Junior Scholars. Forty-one students earned recognition as A Honor Roll students for the entire year. Eighty-seven students were recognized for being on the A/B Honor Roll the entire year. Fifty-nine students attended school every day for the entire year. For the sixth consecutive year, the Chesterfield-Ruby Band was honored by the South Carolina Band Director's Association with the Outstanding Performance Award. Our athletic department had a banner year, winning conference championships in wrestling and baseball and finishing second place in girls' basketball.

We take pride in pursuing excellence and being CHAMPIONS FOR ALL CHILDREN!

Andrea L. Hampton, Ed.D., Principal
Dianne Williams, SIC Chairperson

Comprehensive detail, including definitions of rating, performance criteria, and explanations of status, is available on www.ed.sc.gov and www.eoc.sc.gov as well as school and school district websites.

Printed versions are available from school districts upon request.

Abbreviations Key

N/A Not Applicable N/AV Not Available N/C Not Collected N/R Not Reported I/S Insufficient Sample TBD To be determined
NI Newly Identified CSI Continuing School Improvement CA Corrective Action RP Plan to Restructure R Restructure DELAY School Improvement Status HOLD School Improvement Status