



SC Annual School Report Card Summary

New Heights Middle
Chesterfield County

Grades: 6-8

Enrollment: 579

Principal: Larry B. Stinson

Superintendent: Dr. John E. Williams

Board Chair: Chad Vick

PERFORMANCE

Comprehensive detail, including definitions of ratings, performance criteria, and explanations of status, is available on www.ed.sc.gov and www.eoc.sc.gov as well as school and school district websites. Printed versions are available from school districts upon request.

YEAR	ABSOLUTE RATING	GROWTH RATING	PALMETTO GOLD/SILVER AWARD	AYP STATUS	NCLB IMPROVEMENT STATUS
2008	At-Risk	Below Average	TBD	Not Met	N/A
2007	At-Risk	At-Risk	N/A	Not Met	N/A
2006	At-Risk	At-Risk	N/A	Not Met	N/A

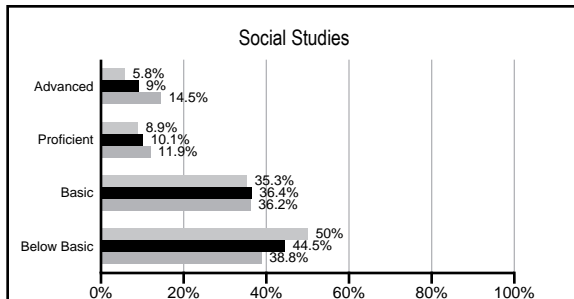
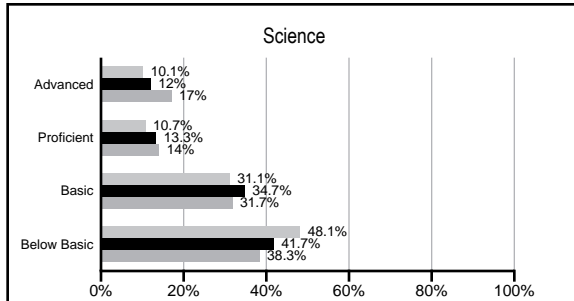
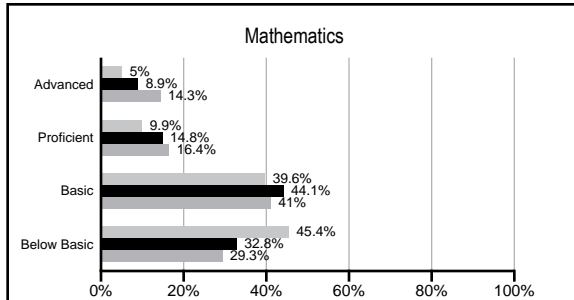
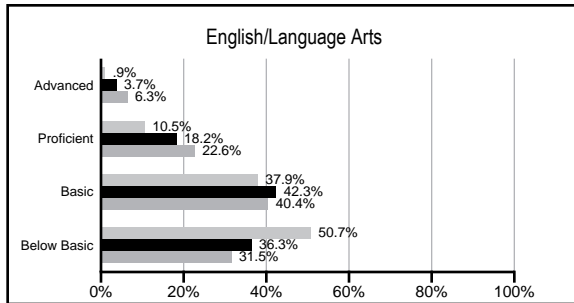
ABSOLUTE RATINGS OF MIDDLE SCHOOLS WITH STUDENTS LIKE OURS*

EXCELLENT	GOOD	AVERAGE	BELOW AVERAGE	AT-RISK
0	0	1	21	17

* Ratings are calculated with data available by 03/02/2009. Schools with Students like Ours are Middle Schools with poverty indices of no more than 5% above or below the index for this school.

PACT PERFORMANCE


Our School Middle Schools with Students Like Ours Middle schools statewide




NAEP PERFORMANCE*

* Performance reported for SC and nation, data not available at school level. Percentages at NAEP Achievement Levels.


READING - GRADE 8 (2007)



MATH - GRADE 8 (2007)



SCIENCE - GRADE 8 (2005)



END OF COURSE TESTS - 2008

% of students scoring 70 or above on:	Our Middle School	Middle Schools with Students Like Ours
Algebra 1/Math for the Technologies 2	0%	94.1%
English 1	0%	94.1%
Physical Science	0%	0%
All Subjects	0%	92.2%

SC PERFORMANCE GOAL

2010 Goal:

By 2010, SC's student achievement will be ranked in the top half of the states nationally. To achieve this goal, we must become one of the fastest improving systems in the country.

2020 Goal: TBD

Abbreviations Key

N/A Not Applicable N/AV Not Available N/C Not Collected N/R Not Reported I/S Insufficient Sample TBD To be determined
NI Newly Identified CSI Continuing School Improvement CA Corrective Action RP Plan to Restructure R Restructure DELAY School Improvement Status HOLD School Improvement Status

New Heights Middle [Chesterfield County]

SCHOOL PROFILE

	Our School	Change from Last Year	Middle Schools with Students Like Ours	Median Middle School
Students (n=579)				
Students enrolled in high school credit courses (grades 7 & 8)	0.0%	No Change	15.2%	19.4%
Retention rate	5.8%	Up from 0.3%	3.1%	1.8%
Attendance rate	93.8%	Up from 92.0%	95.5%	95.8%
Eligible for gifted and talented	11.3%	Down from 11.6%	11.8%	15.3%
With disabilities other than speech	13.6%	Down from 18.0%	14.0%	12.9%
Out-of-school suspensions or expulsions for violent &/or criminal offenses	0.9%	Up from 0.0%	1.5%	0.7%
Annual dropout rate	0.0%	No Change	0.0%	0.0%
Teachers (n=38)				
Teachers with advanced degrees	57.9%	Up from 54.3%	50.0%	55.0%
Continuing contract teachers	52.6%	Down from 65.7%	64.8%	70.6%
Teachers with emergency or provisional certificates	11.4%	Up from 6.1%	8.3%	5.4%
Teachers returning from previous year	86.3%	Up from 85.0%	81.3%	83.4%
Teacher attendance rate	95.7%	Up from 94.2%	95.0%	94.9%
Average teacher salary	\$42,509	Up 2.0%	\$44,485	\$44,706
Classes not taught by highly qualified teachers	2.5%	Down from 20.5%	3.8%	2.9%
School				
Principal's years at school	1.0	No Change	2.0	3.0
Student-teacher ratio in core subjects	23.4 to 1	Down from 24.8 to 1	20.6 to 1	20.1 to 1
Prime instructional time	88.1%	Up from 84.4%	89.0%	89.3%
Opportunities in the arts	Good	No Change	Good	Good
SACS accreditation	Yes	No Change	Yes	Yes
Character development program	Below Average	Down from Good	Good	Good
Dollars spent per pupil*	\$5,841	Up 13.0%	\$7,153	\$7,097
Percent of expenditures for instruction*	67.9%	Down from 70.0%	63.2%	64.4%
Percent of expenditures for teacher salaries*	63.1%	Down from 67.6%	58.8%	59.4%
% of AYP objectives met	57.1%		61.9%	69.0%

* Prior year audited financial data available.

EVALUATION RESULTS

	Teachers	Students*	Parents*
Number of surveys returned	37	0	0
Percent satisfied with learning environment	97.3%	FORMS	FORMS
Percent satisfied with social and physical environment	97.3%	LOST IN	LOST IN
Percent satisfied with school-home relations	73.0%	SHIPMENT	SHIPMENT

*Only students at the highest middle school grade level at this school and their parents were included.

REPORT OF PRINCIPAL AND SCHOOL IMPROVEMENT COUNCIL

The 2007-2008 school year revealed that our school would continue to soar to "New Heights" as we advance towards realizing our vision goal of excellence in academics, athletics, and arts. Our teacher quality remains at 100% with a faculty which is fully certified.

This year's school based "MAP" tests show significant patterns of growth in Math, ELA, Science, and Social Studies. The data is driving our planning process for the upcoming school year. These gains give evidence of the commitment, skill, and resolve of our faculty, staff, and administration.

Six of our seven sports teams finished their seasons with winning records. Our Hawks wrestlers finished their season undefeated. Three of our wrestlers went on to become state wrestling champions and became national contenders in Ohio. Our school produced the district winner of the 2008 "Salute to Manufacturing" Art contest. In our new "Anime" art club, our animation artists have a place to grow in their craft. Students are also partaking in our new music and choir programs. Community relations with New Heights have been advanced by networking through our local churches, family night, PTO, and SIC. Meetings were held with our local churches' congregations to establish and renew community support to make education at New Heights truly a collaborative effort. On Veteran's Day, thirty veterans representing every branch of military service addressed the student body. Our other community outreach initiatives included a career day where 42 professionals showcased their careers. Our new family night pilot program promoted fellowship and networking between parents and our faculty. During Black History month, a noted reverend was the distinguished guest speaker for our assembly. During our Relay for Life event, we raised \$2,000 for the American Cancer Society. An additional \$2,431 was raised for the St. Jude Children's Hospital as a result of our participation in the St. Jude Math-a-thon.

Our safe and drug-free school community's governance program, known as "All-Stars," has reduced high-risk behavior by more than 5%.

Our school uniform dress code program has been a success in the school and well regarded in our community. Communication with our students' parents is being enhanced through our website, family night, and through focused goals. Our "Spirit Rock" has been a fun way to build school spirit by celebrating life's special moments. The Media Center houses 30 new portable wireless laptops. We have added more than 1800 books to the library, including alternative media books for special needs students. We have also added poster and cut-out makers as well as a multi-media studio for in-house broadcasting.

New Heights is a fully accredited school.

Larry B. Stinson, Principal
Amy Coleman, SIC Chairperson

Comprehensive detail, including definitions of rating, performance criteria, and explanations of status, is available on www.ed.sc.gov and www.eoc.sc.gov as well as school and school district websites.

Printed versions are available from school districts upon request.

Abbreviations Key

N/A Not Applicable N/AV Not Available N/C Not Collected N/R Not Reported I/S Insufficient Sample TBD To be determined
NI Newly Identified CSI Continuing School Improvement CA Corrective Action RP Plan to Restructure R Restructure DELAY School Improvement Status HOLD School Improvement Status