



SC Annual School Report Card Summary

Long Middle
 Chesterfield County
 Grades: 6-8 Enrollment: 620
 Principal: Dannie H. Blair
 Superintendent: Dr. John E. Williams
 Board Chair: Chad Vick

PERFORMANCE

Comprehensive detail, including definitions of ratings, performance criteria, and explanations of status, is available on www.ed.sc.gov and www.eoc.sc.gov as well as school and school district websites. Printed versions are available from school districts upon request.

YEAR	ABSOLUTE RATING	GROWTH RATING	PALMETTO GOLD/SILVER AWARD	AYP STATUS	NCLB IMPROVEMENT STATUS
2008	Below Average	Average	TBD	Not Met	N/A
2007	Below Average	Below Average	N/A	Not Met	N/A
2006	Below Average	Average	N/A	Not Met	N/A

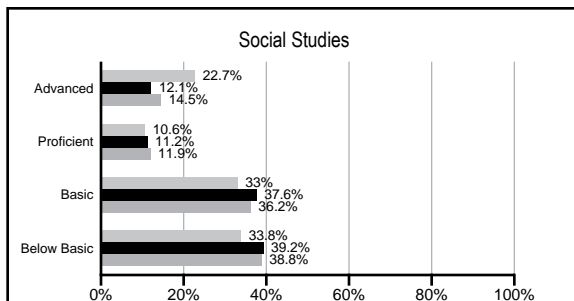
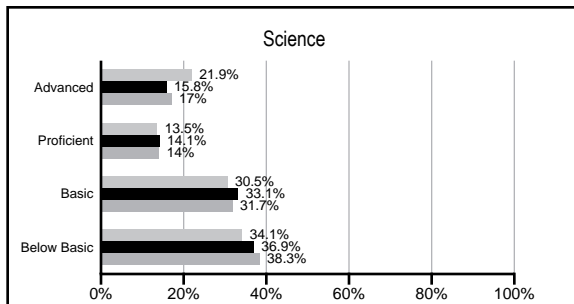
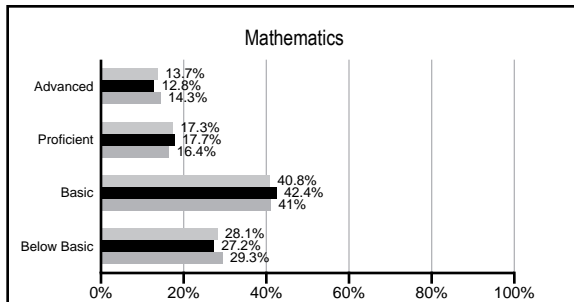
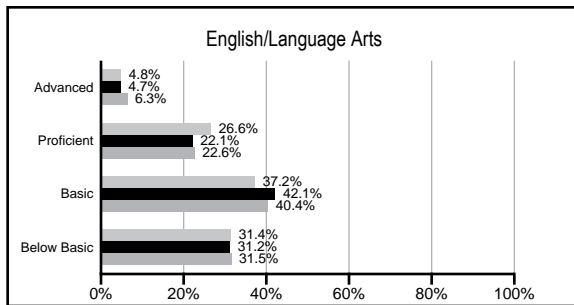
ABSOLUTE RATINGS OF MIDDLE SCHOOLS WITH STUDENTS LIKE OURS*

EXCELLENT	GOOD	AVERAGE	BELOW AVERAGE	AT-RISK
0	0	14	34	4

* Ratings are calculated with data available by 03/02/2009. Schools with Students like Ours are Middle Schools with poverty indices of no more than 5% above or below the index for this school.


PACT PERFORMANCE

Our School Middle Schools with Students Like Ours Middle schools statewide



NAEP PERFORMANCE*

* Performance reported for SC and nation, data not available at school level. Percentages at NAEP Achievement Levels.



END OF COURSE TESTS - 2008

% of students scoring 70 or above on:	Our Middle School	Middle Schools with Students Like Ours
Algebra 1/Math for the Technologies 2	0%	97.2%
English 1	0%	95.9%
Physical Science	0%	76.9%
All Subjects	0%	96.3%

SC PERFORMANCE GOAL

2010 Goal:
 By 2010, SC's student achievement will be ranked in the top half of the states nationally. To achieve this goal, we must become one of the fastest improving systems in the country.

2020 Goal: TBD

Abbreviations Key

N/A Not Applicable N/AV Not Available N/C Not Collected N/R Not Reported I/S Insufficient Sample TBD To be determined
 NI Newly Identified CSI Continuing School Improvement CA Corrective Action RP Plan to Restructure R Restructure DELAY School Improvement Status HOLD School Improvement Status

Long Middle [Chesterfield County]

SCHOOL PROFILE

	Our School	Change from Last Year	Middle Schools with Students Like Ours	Median Middle School
Students (n=620)				
Students enrolled in high school credit courses (grades 7 & 8)	0.0%	No Change	18.8%	19.4%
Retention rate	0.5%	Down from 0.6%	1.6%	1.8%
Attendance rate	95.6%	Down from 96.0%	95.7%	95.8%
Eligible for gifted and talented	17.9%	Down from 19.4%	14.2%	15.3%
With disabilities other than speech	13.9%	Down from 14.8%	14.4%	12.9%
Out-of-school suspensions or expulsions for violent &/or criminal offenses	5.0%	Up from 0.3%	0.6%	0.7%
Annual dropout rate	0.0%	No Change	0.0%	0.0%
Teachers (n=43)				
Teachers with advanced degrees	53.5%	Down from 62.8%	52.5%	55.0%
Continuing contract teachers	83.7%	Up from 81.4%	72.5%	70.6%
Teachers with emergency or provisional certificates	7.3%	Up from 4.7%	5.9%	5.4%
Teachers returning from previous year	91.5%	Down from 92.6%	83.4%	83.4%
Teacher attendance rate	94.8%	Down from 95.9%	94.8%	94.9%
Average teacher salary	\$44,194	Up 1.1%	\$44,261	\$44,706
Classes not taught by highly qualified teachers	5.9%	Up from 0.7%	2.9%	2.9%
School				
Principal's years at school	14.0	No Change	3.0	3.0
Student-teacher ratio in core subjects	19.4 to 1	Up from 18.5 to 1	19.1 to 1	20.1 to 1
Prime instructional time	88.8%	Down from 89.1%	88.9%	89.3%
Opportunities in the arts	Good	No Change	Good	Good
SACS accreditation	Yes	No Change	Yes	Yes
Character development program	Good	No Change	Good	Good
Dollars spent per pupil*	\$6,308	Up 18.4%	\$6,983	\$7,097
Percent of expenditures for instruction*	70.7%	Down from 72.8%	64.8%	64.4%
Percent of expenditures for teacher salaries*	65.3%	Down from 70.4%	60.6%	59.4%
% of AYP objectives met	61.9%		66.7%	69.0%

* Prior year audited financial data available.

EVALUATION RESULTS

	Teachers	Students*	Parents*
Number of surveys returned	48	196	180
Percent satisfied with learning environment	100.0%	79.9%	82.7%
Percent satisfied with social and physical environment	97.9%	83.5%	74.9%
Percent satisfied with school-home relations	89.6%	86.7%	74.2%

*Only students at the highest middle school grade level at this school and their parents were included.

REPORT OF PRINCIPAL AND SCHOOL IMPROVEMENT COUNCIL

In 2007-2008, students participated in academic and extracurricular activities which included the following: PACT scores improved in all grades. During Solo and Ensemble competition, 31 students received "superior" and/or "excellent" ratings, with five students qualifying for All-Region Band. The band earned an overall superior rating during the Concert Festival. Twelve students qualified for National History Day competition. Nine students were designated as Junior Scholars. Thirteen students were identified as TIP scholars, and two students were named TIP State winners through Duke University. Three students were named District Young Writers. One student earned the Superintendent's Art Award, and another student earned the Solicitor's Art Award. One student was named the 1st place State Wrestler. Our school, one of 16 middle schools, continued to participate in SEER (State Education Environmental Roundtable), a cooperative effort to improve student learning by integrating the environment into K-12 curricula and school reform.

Staff members attended math, social studies, science, and writing conferences, as well as a workshop for learning differentiation strategies. The South Carolina Middle School Conference was attended to enhance efforts in the classroom. Six teachers participated in "Take One," a professional development strategy associated with National Board Certification. Six teachers attended single gender training to teach single gender classes.

Students showed significant gains through Single Gender classes, our Inclusion program, Reading/Math Renaissance programs, and MAP (Measure of Academic Progress). The number of volunteers and chaperones increased to work in the library, classroom, and to be test monitors. Two authors, Mychal Wynn and Terry Ward Tucker, visited our school to inspire students concerning goal setting and writing. One other historian, Kitty Wilson Evans, visited 8th grade students to portray Sojourner Truth, an abolitionist.

Dannie H. Blair, Principal
Lanny Rayfield, SIC Chairperson

Comprehensive detail, including definitions of rating, performance criteria, and explanations of status, is available on www.ed.sc.gov and www.eoc.sc.gov as well as school and school district websites.

Printed versions are available from school districts upon request.

Abbreviations Key

N/A Not Applicable N/AV Not Available N/C Not Collected N/R Not Reported I/S Insufficient Sample TBD To be determined
NI Newly Identified CSI Continuing School Improvement CA Corrective Action RP Plan to Restructure R Restructure DELAY School Improvement Status HOLD School Improvement Status