



# SC Annual School Report Card Summary

**Marrington School**  
**Berkeley**  
**Grades: PK-8** Enrollment: 640  
**Principal: Arnold Coull**  
**Superintendent: Dr. J. Chester Floyd**  
**Board Chair: Douglas Cooper**

## PERFORMANCE

Comprehensive detail, including definitions of ratings, performance criteria, and explanations of status, is available on [www.ed.sc.gov](http://www.ed.sc.gov) and [www.eoc.sc.gov](http://www.eoc.sc.gov) as well as school and school district websites. Printed versions are available from school districts upon request.

YEAR	ABSOLUTE RATING	GROWTH RATING	PALMETTO GOLD/SILVER AWARD	AYP STATUS	NCLB IMPROVEMENT STATUS
2008	Average	Below Average	TBD	Met	N/A
2007	Average	At-Risk	Silver	Met	N/A
2006	Average	Good	Silver	Met	N/A

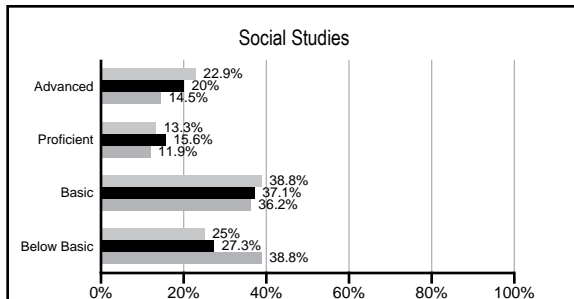
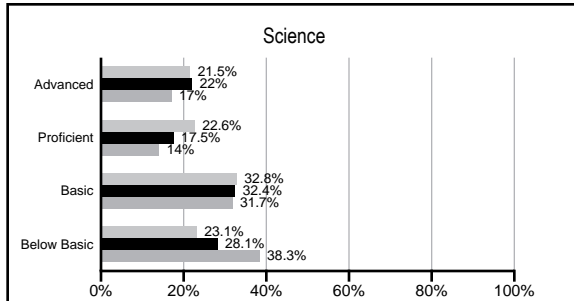
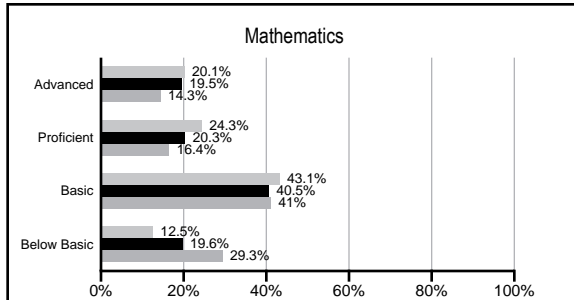
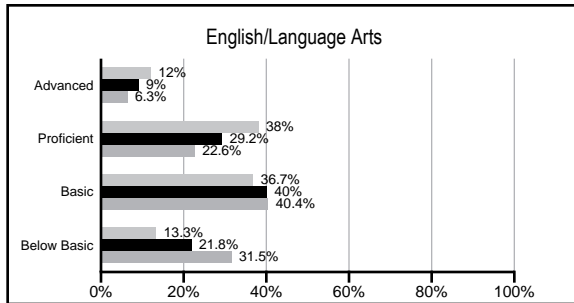
## ABSOLUTE RATINGS OF MIDDLE SCHOOLS WITH STUDENTS LIKE OURS\*

EXCELLENT	GOOD	AVERAGE	BELOW AVERAGE	AT-RISK
0	3	37	7	1

\* Ratings are calculated with data available by 03/02/2009. Schools with Students like Ours are Middle Schools with poverty indices of no more than 5% above or below the index for this school.

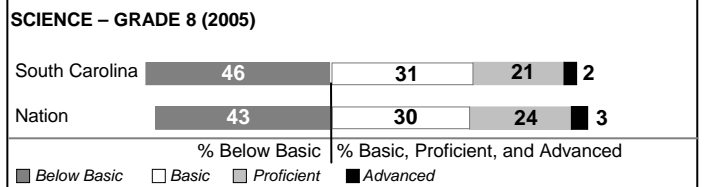

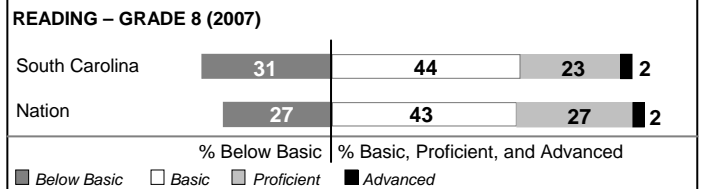
## PACT PERFORMANCE

Our School Middle Schools with Students Like Ours Middle schools statewide



## NAEP PERFORMANCE\*

\* Performance reported for SC and nation, data not available at school level. Percentages at NAEP Achievement Levels.



## END OF COURSE TESTS - 2008

% of students scoring 70 or above on:	Our Middle School	Middle Schools with Students Like Ours
Algebra 1/Math for the Technologies 2	100.0%	98.5%
English 1	100.0%	94.8%
Physical Science	0%	28.0%
All Subjects	100.0%	97.9%

## SC PERFORMANCE GOAL

2010 Goal:  
*By 2010, SC's student achievement will be ranked in the top half of the states nationally. To achieve this goal, we must become one of the fastest improving systems in the country.*

2020 Goal: TBD

### Abbreviations Key

N/A Not Applicable N/AV Not Available N/C Not Collected N/R Not Reported I/S Insufficient Sample TBD To be determined  
 NI Newly Identified CSI Continuing School Improvement CA Corrective Action RP Plan to Restructure R Restructure DELAY School Improvement Status HOLD School Improvement Status

# Marrington School [Berkeley]

## SCHOOL PROFILE

	Our School	Change from Last Year	Middle Schools with Students Like Ours	Median Middle School
<b>Students (n=640)</b>				
Students enrolled in high school credit courses (grades 7 & 8)	22.0%	Up from 13.6%	26.4%	19.4%
Retention rate	2.5%	Up from 1.1%	1.7%	1.8%
Attendance rate	97.1%	Up from 96.8%	96.1%	95.8%
Eligible for gifted and talented	18.6%	Up from 15.1%	24.0%	15.3%
With disabilities other than speech	3.9%	Up from 2.8%	11.4%	12.9%
Out-of-school suspensions or expulsions for violent &/or criminal offenses	0.0%	No Change	0.8%	0.7%
Annual dropout rate	0.0%	No Change	0.0%	0.0%
<b>Teachers (n=41)</b>				
Teachers with advanced degrees	63.4%	Down from 76.2%	58.4%	55.0%
Continuing contract teachers	82.9%	Down from 95.2%	75.2%	70.6%
Teachers with emergency or provisional certificates	2.7%	Up from 0.0%	3.5%	5.4%
Teachers returning from previous year	81.6%	Up from 69.2%	85.5%	83.4%
Teacher attendance rate	95.9%	Down from 97.5%	95.1%	94.9%
Average teacher salary	\$51,033	Up 9.2%	\$46,250	\$44,706
Classes not taught by highly qualified teachers	1.4%	Up from 0.0%	0.6%	2.9%
<b>School</b>				
Principal's years at school	7.5	Up from 6.5	4.0	3.0
Student-teacher ratio in core subjects	19.1 to 1	Up from 15.2 to 1	22.3 to 1	20.1 to 1
Prime instructional time	92.0%	Down from 92.4%	89.9%	89.3%
Opportunities in the arts	Excellent	No Change	Good	Good
SACS accreditation	Yes	No Change	Yes	Yes
Character development program	Good	Up from Average	Good	Good
Dollars spent per pupil*	\$10,112	Up 20.5%	\$6,409	\$7,097
Percent of expenditures for instruction*	56.0%	Down from 58.8%	66.6%	64.4%
Percent of expenditures for teacher salaries*	51.7%	Down from 54.7%	62.2%	59.4%
% of AYP objectives met	100.0%		75.0%	69.0%

\* Prior year audited financial data available.

## EVALUATION RESULTS

	Teachers	Students*	Parents*
Number of surveys returned	26	64	59
Percent satisfied with learning environment	100.0%	65.6%	93.1%
Percent satisfied with social and physical environment	100.0%	73.4%	93.2%
Percent satisfied with school-home relations	100.0%	85.9%	89.7%

\*Only students at the highest middle school grade level at this school and their parents were included.

## REPORT OF PRINCIPAL AND SCHOOL IMPROVEMENT COUNCIL

Marrington Elementary serves PreK through 5th grade and continues to offer students many and varied opportunities to meet our high academic standards as well as character building and physical activity. Programs offered include chorus, Move With Marrington, Character Virtue of the Month, reading intervention, SuccessMaker computer program, and various PTO sponsored family activities. Gifted and talented instruction is available for qualifying students in third, fourth, and fifth grades. Marrington Elementary is one of the 19 schools in South Carolina that has been recognized by the State Oversight Committee for closing the achievement gap six consecutive times and has earned the Palmetto Silver Award on four occasions, including 2007-2008. The elementary wing has two up-to-date computer labs, a full-time lab manager, and computers and SmartBoards in all core classrooms. All classrooms are equipped with internet access which provides access to United Streaming, an internet-based educational video site.

Marrington Middle School of the Arts offers diverse instructional programs which allow our students to distinguish themselves for outstanding academic and artistic performance. Instruction is enhanced through SuccessMaker, Accelerated Reader, and tutorial classes. Advanced students may take algebra and honors English for high school credit. All classrooms are equipped with computers and SmartBoards. We offer unique programs in fine arts, such as strings, dance, and theatre arts, in addition to performances and artists in residence. Marrington Middle teachers have logged more than 300 hours collectively in staff development, specifically in arts integration and Making Middle Grades Work. This training empowers our teachers with the most current, research-based, and challenging methods of instruction.

Marrington School has an active volunteer program. A workroom is available to volunteers in both wings and is equipped with a television, VCR/DVD player, and age-appropriate toys and furniture. The PTSO is an integral part of the school. The volunteers assume many clerical tasks such as organizing Wednesday folders and copying teacher-generated work. This group also strengthens student and teacher morale by coordinating school dances, fund-raisers, duty-free lunch, and numerous student and teacher incentive programs.

Our highly professional staff boasts two earned doctorates, six National Board Certified teachers, and 30 teachers with Master's degrees. The average number of year's experience of the staff is 16. The collaborative effort of the administration, faculty, staff, PTSO, students, and community assures that our students become productive members of an ever-changing society, empowered with the skills needed to maximize their social and intellectual potential.

Liberty Crossetti, SIC Chairperson  
Arnold Coull, Principal

Comprehensive detail, including definitions of rating, performance criteria, and explanations of status, is available on [www.ed.sc.gov](http://www.ed.sc.gov) and [www.eoc.sc.gov](http://www.eoc.sc.gov) as well as school and school district websites.

Printed versions are available from school districts upon request.

### Abbreviations Key

N/A Not Applicable N/AV Not Available N/C Not Collected N/R Not Reported I/S Insufficient Sample TBD To be determined  
NI Newly Identified CSI Continuing School Improvement CA Corrective Action RP Plan to Restructure R Restructure DELAY School Improvement Status HOLD School Improvement Status