



SC Annual School Report Card Summary

College Park Middle

Berkeley

Grades: 6-8

Enrollment: 716

Principal: Ingrid Dukes

Superintendent: Dr. J. Chester Floyd

Board Chair: Douglas Cooper

PERFORMANCE

Comprehensive detail, including definitions of ratings, performance criteria, and explanations of status, is available on www.ed.sc.gov and www.eoc.sc.gov as well as school and school district websites. Printed versions are available from school districts upon request.

YEAR	ABSOLUTE RATING	GROWTH RATING	PALMETTO GOLD/SILVER AWARD	AYP STATUS	NCLB IMPROVEMENT STATUS
2008	Below Average	At-Risk	TBD	Not Met	N/A
2007	Average	Below Average	N/A	Not Met	N/A
2006	Below Average	Below Average	N/A	Not Met	CA

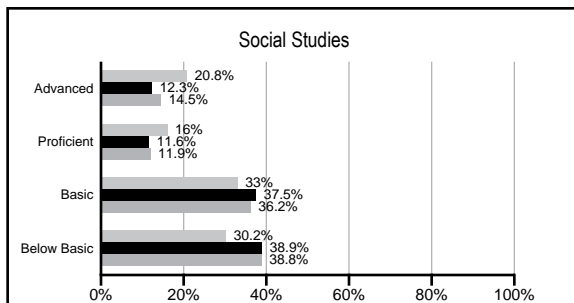
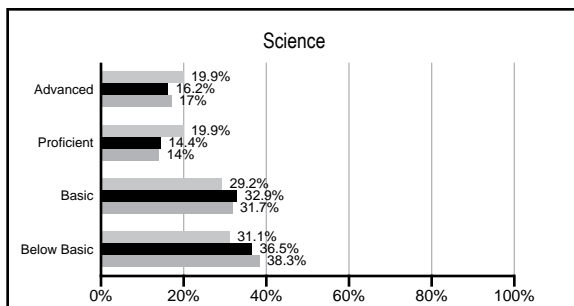
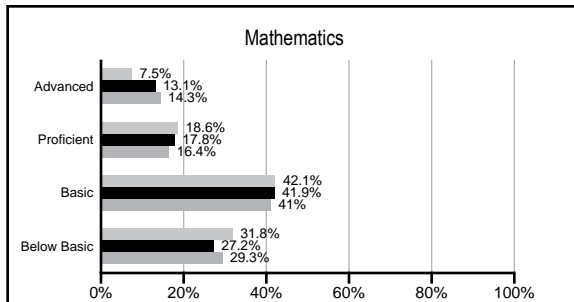
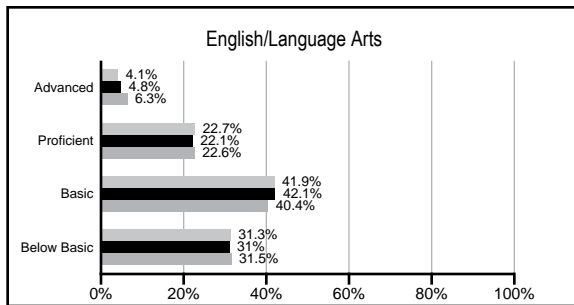
ABSOLUTE RATINGS OF MIDDLE SCHOOLS WITH STUDENTS LIKE OURS*

EXCELLENT	GOOD	AVERAGE	BELOW AVERAGE	AT-RISK
0	0	15	33	5

* Ratings are calculated with data available by 03/02/2009. Schools with Students like Ours are Middle Schools with poverty indices of no more than 5% above or below the index for this school.



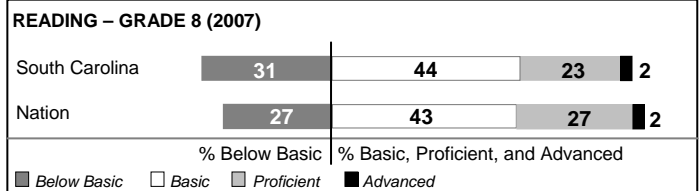
PACT PERFORMANCE

Our School Middle Schools with Students Like Ours Middle schools statewide



NAEP PERFORMANCE*

* Performance reported for SC and nation, data not available at school level. Percentages at NAEP Achievement Levels.



END OF COURSE TESTS - 2008

% of students scoring 70 or above on:	Our Middle School	Middle Schools with Students Like Ours
Algebra 1/Math for the Technologies 2	97.1%	97.0%
English 1	96.2%	96.2%
Physical Science	0%	57.7%
All Subjects	96.6%	96.1%

SC PERFORMANCE GOAL

2010 Goal:

By 2010, SC's student achievement will be ranked in the top half of the states nationally. To achieve this goal, we must become one of the fastest improving systems in the country.

2020 Goal: TBD

Abbreviations Key

N/A Not Applicable N/AV Not Available N/C Not Collected N/R Not Reported I/S Insufficient Sample TBD To be determined
 NI Newly Identified CSI Continuing School Improvement CA Corrective Action RP Plan to Restructure R Restructure DELAY School Improvement Status HOLD School Improvement Status

College Park Middle [Berkeley]

SCHOOL PROFILE

	Our School	Change from Last Year	Middle Schools with Students Like Ours	Median Middle School
Students (n=716)				
Students enrolled in high school credit courses (grades 7 & 8)	29.3%	Up from 28.7%	23.3%	19.4%
Retention rate	4.7%	Down from 5.3%	1.6%	1.8%
Attendance rate	96.1%	Up from 95.7%	95.8%	95.8%
Eligible for gifted and talented	14.1%	Down from 16.3%	17.2%	15.3%
With disabilities other than speech	15.3%	Up from 11.1%	14.2%	12.9%
Out-of-school suspensions or expulsions for violent &/or criminal offenses	3.9%	Down from 5.4%	0.6%	0.7%
Annual dropout rate	0.0%	No Change	0.0%	0.0%
Teachers (n=47)				
Teachers with advanced degrees	53.2%	Down from 58.3%	53.8%	55.0%
Continuing contract teachers	76.6%	Up from 75.0%	73.7%	70.6%
Teachers with emergency or provisional certificates	0.0%	Down from 4.9%	5.3%	5.4%
Teachers returning from previous year	82.3%	Up from 73.9%	85.0%	83.4%
Teacher attendance rate	94.2%	Down from 95.7%	94.9%	94.9%
Average teacher salary	\$43,588	Up 2.0%	\$44,375	\$44,706
Classes not taught by highly qualified teachers	1.1%	Down from 2.2%	2.1%	2.9%
School				
Principal's years at school	9.0	Up from 8.0	3.0	3.0
Student-teacher ratio in core subjects	20.7 to 1	Up from 19.9 to 1	20.6 to 1	20.1 to 1
Prime instructional time	89.3%	Down from 90.6%	89.2%	89.3%
Opportunities in the arts	Good	No Change	Good	Good
SACS accreditation	Yes	No Change	Yes	Yes
Character development program	Average	No Change	Good	Good
Dollars spent per pupil*	\$7,582	Up 24.6%	\$7,056	\$7,097
Percent of expenditures for instruction*	57.2%	Down from 58.9%	64.2%	64.4%
Percent of expenditures for teacher salaries*	53.5%	Down from 58.3%	59.6%	59.4%
% of AYP objectives met	51.7%		70.6%	69.0%

* Prior year audited financial data available.

EVALUATION RESULTS

	Teachers	Students*	Parents*
Number of surveys returned	52	235	141
Percent satisfied with learning environment	100.0%	65.4%	80.3%
Percent satisfied with social and physical environment	100.0%	67.9%	74.5%
Percent satisfied with school-home relations	88.2%	76.1%	68.1%

*Only students at the highest middle school grade level at this school and their parents were included.

REPORT OF PRINCIPAL AND SCHOOL IMPROVEMENT COUNCIL

College Park Middle School continues to experience many successes and challenges as we strive to meet the goals set forth in South Carolina's accountability law as well as the federal government's "No Child Left Behind." The year began with construction being completed and students having a school year that did not involve the sounds of bulldozers and hammering. The year also kicked off several new initiatives being introduced at College Park Middle. Positive Behavior Intervention and Supports (PBIS) was presented to our students on the first day of school. The C.A.R.E.S matrix was taught to all students in an attempt to clarify behavior expectations. Students were also introduced to our new acknowledgement system in which they were able to earn "C.A.R.E.S cash." This cash was then used to purchase items as well as participate in reward activities. PBIS in an initiative that takes 3-5 years to fully implement. At the end of year one, we have seen approximately a 35% decline in disciplinary referrals. Both our teachers and students benefitted from this decline in referrals as it translated into less time spent on discipline and more time spent on instruction.

Our teachers were introduced to Professional Learning Communities (PLCs) at the start of the 2007-2008 school year. The goal of implementing PLCs is to have teachers focus on learning, continuously collaborate, and focus on results. Our teachers developed common assessments that were geared at keeping a constant awareness of students' progress towards mastering the skills necessary to be successful in their current grade as well as to be prepared for the following grade. Like PBIS, our teachers will continue to work to fully implement the ideas of PLCs.

CPM continues to lead in the implementation of "Making Middle Grades Work" (MMGW). This year we concentrated on implementing 4 of MMGW's key practices. We focused on (1) the belief that all students matter, (2) teachers working together, (3) developing a system of extra time and help, and (4) using data to make instructional decisions. We implemented a tutoring program in cooperation with students from Stratford High's Youth Court. In addition, we developed a peer-tutoring system made up of CPM students. One of the most beneficial components of MMGW was our "NO ZERO" policy. Students now believe that teachers will not accept a student not doing the work required in their classes! This policy contributed to CPM's retention and required summer school numbers to be at an all time low!!

CPM students and teachers continued to receive recognition for their outstanding work. Kelli Roberson was named the Outstanding Reading Teacher of the Year by the Berkeley Reading Council. Dottie Adams was a finalist for Berkeley County Teacher of the Year. Twenty-one students were recognized as being South Carolina Junior Scholars. Fifty-one students were selected for All-county Chorus. Twelve students were named All-County Band, and nine were selected for All-county Orchestra. One of our students was the county winner in the Lieutenant Governor's Writing Award and will be attending Governor's School this summer!! We certainly have much to celebrate!!

Carol Swisher and Rosemary Young, PTSA/SIC

Comprehensive detail, including definitions of rating, performance criteria, and explanations of status, is available on www.ed.sc.gov and www.eoc.sc.gov as well as school and school district websites.

Printed versions are available from school districts upon request.

Abbreviations Key

N/A Not Applicable N/AV Not Available N/C Not Collected N/R Not Reported I/S Insufficient Sample TBD To be determined
 NI Newly Identified CSI Continuing School Improvement CA Corrective Action RP Plan to Restructure R Restructure DELAY School Improvement Status HOLD School Improvement Status