



SC Annual School Report Card Summary

St Stephen Middle Berkeley
Grades: 6-8 Enrollment: 268
Principal: Brenda B. Jamison
Superintendent: Dr. J. Chester Floyd
Board Chair: Douglas Cooper

PERFORMANCE

Comprehensive detail, including definitions of ratings, performance criteria, and explanations of status, is available on www.ed.sc.gov and www.eoc.sc.gov as well as school and school district websites. Printed versions are available from school districts upon request.

YEAR	ABSOLUTE RATING	GROWTH RATING	PALMETTO GOLD/SILVER AWARD	AYP STATUS	NCLB IMPROVEMENT STATUS
2008	At-Risk	Below Average	TBD	Not Met	R
2007	At-Risk	Below Average	N/A	Not Met	RP
2006	At-Risk	At-Risk	N/A	Not Met	CA

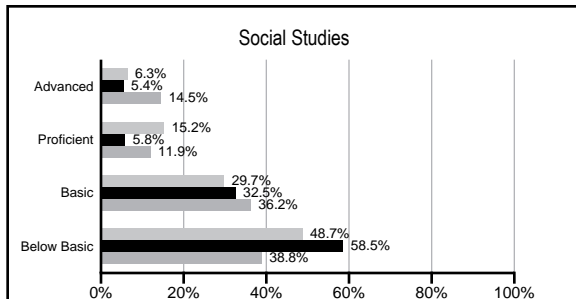
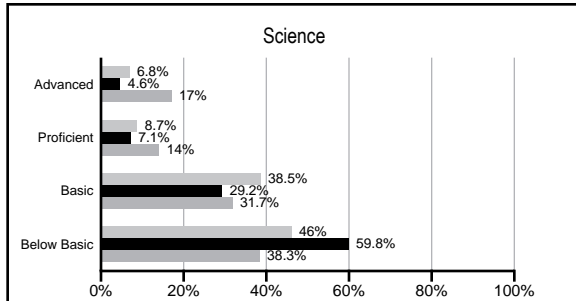
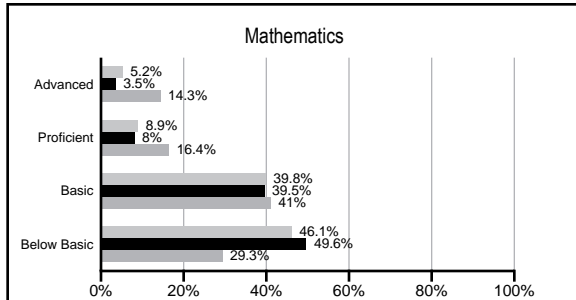
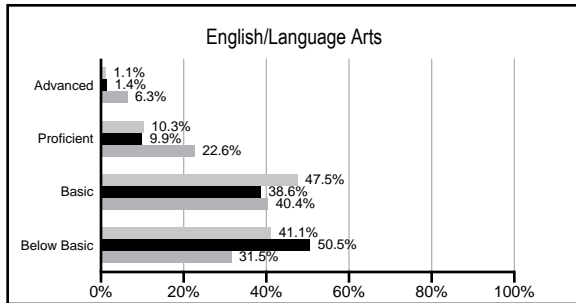
ABSOLUTE RATINGS OF MIDDLE SCHOOLS WITH STUDENTS LIKE OURS*

EXCELLENT	GOOD	AVERAGE	BELOW AVERAGE	AT-RISK
0	0	0	4	37

* Ratings are calculated with data available by 03/02/2009. Schools with Students like Ours are Middle Schools with poverty indices of no more than 5% above or below the index for this school.



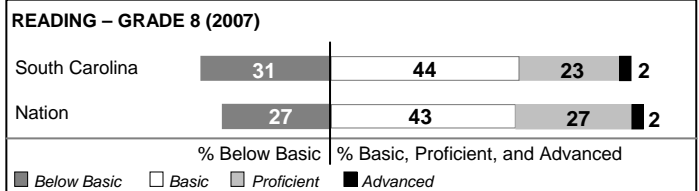
PACT PERFORMANCE

Our School Middle Schools with Students Like Ours Middle schools statewide



NAEP PERFORMANCE*

* Performance reported for SC and nation, data not available at school level. Percentages at NAEP Achievement Levels.



END OF COURSE TESTS - 2008

% of students scoring 70 or above on:	Our Middle School	Middle Schools with Students Like Ours
Algebra 1/Math for the Technologies 2	93.3%	83.8%
English 1	87.0%	82.7%
Physical Science	0%	39.5%
All Subjects	90.6%	80.9%

SC PERFORMANCE GOAL

2010 Goal:
By 2010, SC's student achievement will be ranked in the top half of the states nationally. To achieve this goal, we must become one of the fastest improving systems in the country.

2020 Goal: TBD

Abbreviations Key

N/A Not Applicable N/AV Not Available N/C Not Collected N/R Not Reported I/S Insufficient Sample TBD To be determined
 NI Newly Identified CSI Continuing School Improvement CA Corrective Action RP Plan to Restructure R Restructure DELAY School Improvement Status HOLD School Improvement Status

St Stephen Middle [Berkeley]

SCHOOL PROFILE

	Our School	Change from Last Year	Middle Schools with Students Like Ours	Median Middle School
Students (n=268)				
Students enrolled in high school credit courses (grades 7 & 8)	21.1%	Up from 13.0%	11.8%	19.4%
Retention rate	0.4%	Down from 6.8%	3.3%	1.8%
Attendance rate	96.1%	Down from 96.8%	95.2%	95.8%
Eligible for gifted and talented	5.8%	Down from 7.8%	4.7%	15.3%
With disabilities other than speech	13.5%	Up from 10.8%	13.4%	12.9%
Out-of-school suspensions or expulsions for violent &/or criminal offenses	0.7%	Down from 8.8%	1.0%	0.7%
Annual dropout rate	0.0%	No Change	0.0%	0.0%
Teachers (n=21)				
Teachers with advanced degrees	42.9%	Up from 38.1%	54.3%	55.0%
Continuing contract teachers	33.3%	Down from 47.6%	54.8%	70.6%
Teachers with emergency or provisional certificates	31.3%	Down from 33.3%	19.1%	5.4%
Teachers returning from previous year	54.9%	Down from 65.9%	76.4%	83.4%
Teacher attendance rate	93.6%	Up from 93.3%	94.8%	94.9%
Average teacher salary	\$44,341	Up 4.0%	\$43,167	\$44,706
Classes not taught by highly qualified teachers	5.1%	Up from 0.0%	8.3%	2.9%
School				
Principal's years at school	1.5	Down from 4.0	2.0	3.0
Student-teacher ratio in core subjects	18.8 to 1	Up from 16.7 to 1	15.8 to 1	20.1 to 1
Prime instructional time	88.9%	Up from 86.3%	89.0%	89.3%
Opportunities in the arts	Good	No Change	Good	Good
SACS accreditation	Yes	No Change	Yes	Yes
Character development program	Good	Up from Average	Good	Good
Dollars spent per pupil*	\$10,238	Up 23.6%	\$9,135	\$7,097
Percent of expenditures for instruction*	46.6%	Down from 58.3%	62.3%	64.4%
Percent of expenditures for teacher salaries*	41.4%	Down from 51.0%	54.1%	59.4%
% of AYP objectives met	61.5%		53.8%	69.0%

* Prior year audited financial data available.

EVALUATION RESULTS

	Teachers	Students*	Parents*
Number of surveys returned	21	92	48
Percent satisfied with learning environment	95.2%	54.9%	85.4%
Percent satisfied with social and physical environment	95.0%	62.5%	77.1%
Percent satisfied with school-home relations	70.0%	78.4%	83.3%

*Only students at the highest middle school grade level at this school and their parents were included.

REPORT OF PRINCIPAL AND SCHOOL IMPROVEMENT COUNCIL

St. Stephen Middle School (SSM), located in the northern part of Berkeley County, is a Title I school that serves approximately 265 students in Grades 6 – 8. SSM is accredited by the Southern Association of Colleges and Schools (SACS). Eighty-seven percent of our students receive free or reduced lunches. Our school's theme is "Linking Rigor, Relevance, and Relationship: Connecting the Pieces for Student Success – Parents, Students, Teachers, Community."

St. Stephen Middle School's Title I and Technical Assistance funding provides tutorial assistance for students, professional development activities for teachers, staff, and administrators, various parenting and community activities, and student/staff incentive programs. These funds are also used for allocations of additional personnel to address student performance, provide support to staff, and supplement the purchase of classroom resources for our instructional programs.

Through the restructuring and reorganization of our school, St. Stephen Middle School has experienced growth in many areas. The implementation of new programs and initiatives include the following: Curriculum Mapping, Making Middle Grades Work, Professional Learning Communities At Work, On-site job-embedded Professional Development activities, Implementation of an active School Improvement Council (SIC) and Parent-Teacher Association, participation in Content-related Conferences and Workshops, Literacy initiatives, Student Advisement programs, Student Goal-Setting sessions, and the use of MAP and PACT data to make informed data-driven instructional decisions to increase student achievement.

We are fortunate to have the support and partnerships of the following organizations that promote the educational pursuits of our community's youth: United Way, Santee-Cooper, Tri-City Outreach Support Group, Berkeley County School District Mentoring Program, Clemson Extension, Angel Food Ministries, and other local businesses and churches.

Continuous articulation of St. Stephen Middle School's goals and expectations for students and staff are communicated on an on-going basis. Data and pertinent school information are also shared throughout the year with students, staff, parents, and the community to maintain a clear sense of our school's mission, theme, goals, and expectations.

LaVerne Middleton, SIC Chairperson
Brenda Jamison, Principal Specialist

Comprehensive detail, including definitions of rating, performance criteria, and explanations of status, is available on www.ed.sc.gov and www.eoc.sc.gov as well as school and school district websites.

Printed versions are available from school districts upon request.

Abbreviations Key

N/A Not Applicable N/AV Not Available N/C Not Collected N/R Not Reported I/S Insufficient Sample TBD To be determined
NI Newly Identified CSI Continuing School Improvement CA Corrective Action RP Plan to Restructure R Restructure DELAY School Improvement Status HOLD School Improvement Status