



# SC Annual School Report Card Summary

Westview Middle  
 Berkeley  
 Grades: 6-8 Enrollment: 1,100  
 Principal: Jerome Davis  
 Superintendent: Dr. J. Chester Floyd  
 Board Chair: Douglas Cooper

## PERFORMANCE

Comprehensive detail, including definitions of ratings, performance criteria, and explanations of status, is available on [www.ed.sc.gov](http://www.ed.sc.gov) and [www.eoc.sc.gov](http://www.eoc.sc.gov) as well as school and school district websites. Printed versions are available from school districts upon request.

YEAR	ABSOLUTE RATING	GROWTH RATING	PALMETTO GOLD/SILVER AWARD	AYP STATUS	NCLB IMPROVEMENT STATUS
2008	Average	At-Risk	TBD	Not Met	N/A
2007	Average	Below Average	N/A	Not Met	N/A
2006	Average	At-Risk	Silver	Not Met	N/A

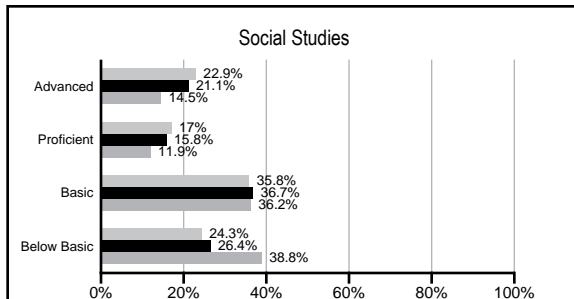
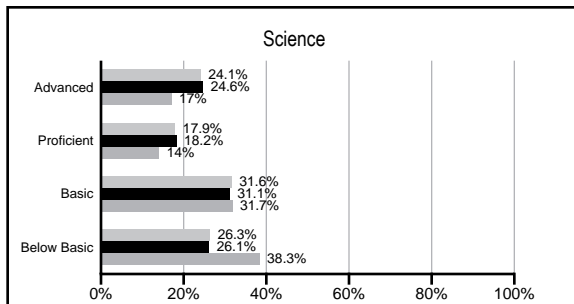
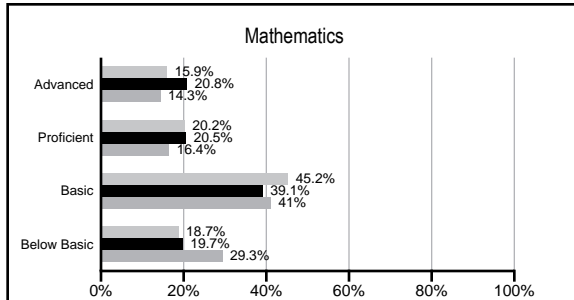
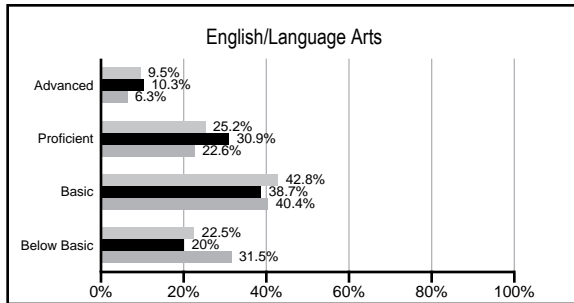
## ABSOLUTE RATINGS OF MIDDLE SCHOOLS WITH STUDENTS LIKE OURS\*

EXCELLENT	GOOD	AVERAGE	BELOW AVERAGE	AT-RISK
0	6	21	3	1

\* Ratings are calculated with data available by 03/02/2009. Schools with Students like Ours are Middle Schools with poverty indices of no more than 5% above or below the index for this school.



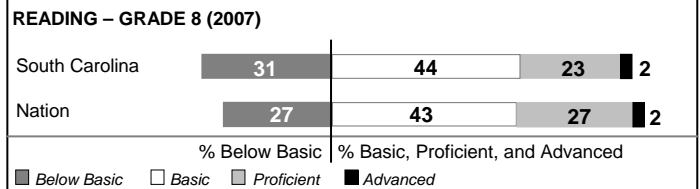
## PACT PERFORMANCE

Our School Middle Schools with Students Like Ours Middle schools statewide



## NAEP PERFORMANCE\*

\* Performance reported for SC and nation, data not available at school level. Percentages at NAEP Achievement Levels.



## END OF COURSE TESTS - 2008

% of students scoring 70 or above on:	Our Middle School	Middle Schools with Students Like Ours
Algebra 1/Math for the Technologies 2	98.4%	97.3%
English 1	96.3%	97.2%
Physical Science	0%	43.8%
All Subjects	97.5%	97.2%

## SC PERFORMANCE GOAL

2010 Goal:  
*By 2010, SC's student achievement will be ranked in the top half of the states nationally. To achieve this goal, we must become one of the fastest improving systems in the country.*

2020 Goal: TBD

### Abbreviations Key

N/A Not Applicable N/AV Not Available N/C Not Collected N/R Not Reported I/S Insufficient Sample TBD To be determined  
 NI Newly Identified CSI Continuing School Improvement CA Corrective Action RP Plan to Restructure R Restructure DELAY School Improvement Status HOLD School Improvement Status

# Westview Middle [Berkeley]

## SCHOOL PROFILE

	Our School	Change from Last Year	Middle Schools with Students Like Ours	Median Middle School
<b>Students (n=1,100)</b>				
Students enrolled in high school credit courses (grades 7 & 8)	31.1%	Up from 29.5%	27.5%	19.4%
Retention rate	2.0%	Down from 2.6%	1.7%	1.8%
Attendance rate	96.7%	Up from 96.3%	96.3%	95.8%
Eligible for gifted and talented	21.8%	Down from 22.3%	25.3%	15.3%
With disabilities other than speech	11.4%	Up from 9.2%	11.1%	12.9%
Out-of-school suspensions or expulsions for violent &/or criminal offenses	1.3%	Up from 0.7%	0.9%	0.7%
Annual dropout rate	0.0%	No Change	0.0%	0.0%
<b>Teachers (n=69)</b>				
Teachers with advanced degrees	49.3%	Up from 40.8%	59.6%	55.0%
Continuing contract teachers	75.4%	Up from 73.2%	74.6%	70.6%
Teachers with emergency or provisional certificates	3.4%	Down from 5.0%	3.7%	5.4%
Teachers returning from previous year	82.4%	Up from 78.2%	84.4%	83.4%
Teacher attendance rate	96.1%	Up from 95.1%	95.3%	94.9%
Average teacher salary	\$43,503	Up 2.1%	\$46,111	\$44,706
Classes not taught by highly qualified teachers	0.0%	No Change	0.4%	2.9%
<b>School</b>				
Principal's years at school	1.0	Up from 0.5	4.0	3.0
Student-teacher ratio in core subjects	23.3 to 1	Down from 24.8 to 1	21.6 to 1	20.1 to 1
Prime instructional time	91.9%	Up from 90.1%	90.2%	89.3%
Opportunities in the arts	Good	No Change	Good	Good
SACS accreditation	Yes	No Change	Yes	Yes
Character development program	Excellent	Up from Average	Good	Good
Dollars spent per pupil*	\$5,342	Up 3.6%	\$6,444	\$7,097
Percent of expenditures for instruction*	68.0%	Down from 72.4%	66.5%	64.4%
Percent of expenditures for teacher salaries*	63.9%	Down from 68.2%	62.9%	59.4%
% of AYP objectives met	69.0%		76.2%	69.0%

\* Prior year audited financial data available.

## EVALUATION RESULTS

	Teachers	Students*	Parents*
Number of surveys returned	59	344	87
Percent satisfied with learning environment	81.4%	48.5%	74.1%
Percent satisfied with social and physical environment	72.9%	59.2%	67.8%
Percent satisfied with school-home relations	56.9%	79.2%	65.5%

\*Only students at the highest middle school grade level at this school and their parents were included.

## REPORT OF PRINCIPAL AND SCHOOL IMPROVEMENT COUNCIL

The mission of Westview Middle School is to provide an optimal learning environment that will prepare each student for success in high school and the continuation of life-long learning. Our standard is to deliver excellent learning opportunities to every student in every classroom. This criterion is reflected in everything that we do, and it guides all of our decisions and actions.

This year our focus was to use data to accelerate student achievement, to implement key practices of the Making Middle Grades Work initiative, a school-improvement model established by the Southern Regional Educational Board, and to increase community and family support through the reorganization of the Parent Teacher Student Association (PTSA) and the School Improvement Council (SIC). As we strive to improve student achievement, we are proud of the following accomplishments from last year: 7 Duke Tip Scholars; 50 Junior Scholars; 4 Participants in the University of South Carolina Minorities in Education Summer Enrichment Program; 1 Second Place Quest Public Speaking Winner; 1 School District Spelling Bee Winner; 19 All County Band Beginner Placements; 25 All County Band Junior Placements; 15 All Region Band Junior Placements; 2 All State Band Junior Placements; 23 All County Chorus Placements; 17 All County String Placements; 2 All Region String Placements; and 1 All State String Placement.

Our aim next year is to provide excellent classroom instruction that focuses on student learning. Westview Middle School will improve student learning in language arts and mathematics and build on its successes in science and social studies. Added emphasis will be placed on developing common assessments to consistently track student progress and to use data to make academic improvements.

With the continued support of the SIC, PTSA, district officials, and business partners, Westview Middle School looks forward to yet another successful year.

Jerome Davis, Principal  
 Patricia Simpson, PTSA President  
 Melanie Hofman, School Improvement Council Chair

Comprehensive detail, including definitions of rating, performance criteria, and explanations of status, is available on [www.ed.sc.gov](http://www.ed.sc.gov) and [www.eoc.sc.gov](http://www.eoc.sc.gov) as well as school and school district websites.

Printed versions are available from school districts upon request.

### Abbreviations Key

N/A Not Applicable N/AV Not Available N/C Not Collected N/R Not Reported I/S Insufficient Sample TBD To be determined  
 NI Newly Identified CSI Continuing School Improvement CA Corrective Action RP Plan to Restructure R Restructure DELAY School Improvement Status HOLD School Improvement Status