



SC Annual School Report Card Summary

Cainhoy Elementary/ Middle

Berkeley

Grades: PK-8

Enrollment: 247

Principal: John Spagnolia

Superintendent: Dr. J. Chester Floyd

Board Chair: Douglas Cooper

PERFORMANCE

Comprehensive detail, including definitions of ratings, performance criteria, and explanations of status, is available on www.ed.sc.gov and www.eoc.sc.gov as well as school and school district websites. Printed versions are available from school districts upon request.

YEAR	ABSOLUTE RATING	GROWTH RATING	PALMETTO GOLD/SILVER AWARD	AYP STATUS	NCLB IMPROVEMENT STATUS
2008	At-Risk	Below Average	TBD	Met	RP-DELAY
2007	At-Risk	Good	N/A	Not Met	RP
2006	At-Risk	At-Risk	N/A	Not Met	CA

ABSOLUTE RATINGS OF MIDDLE SCHOOLS WITH STUDENTS LIKE OURS*

EXCELLENT

0

GOOD

0

AVERAGE

0

BELOW AVERAGE

4

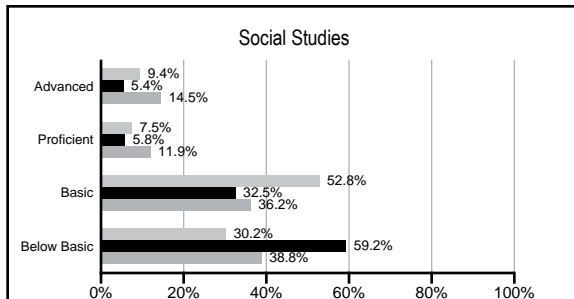
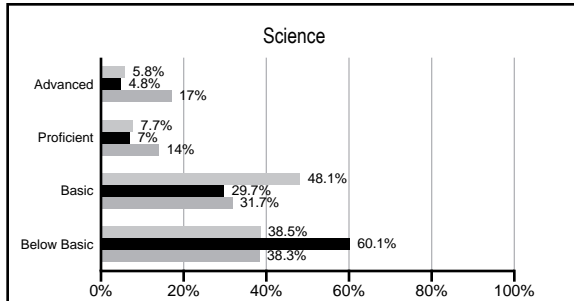
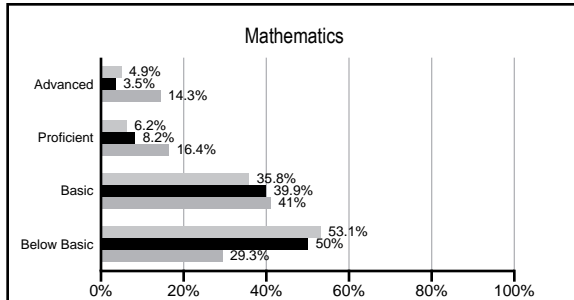
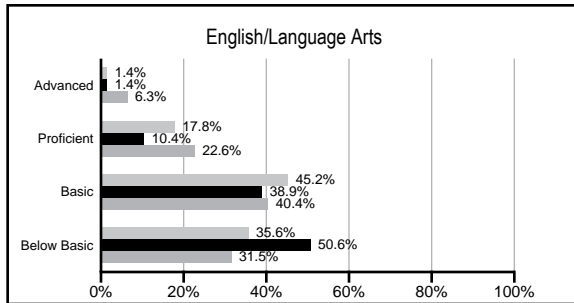
AT-RISK

41

* Ratings are calculated with data available by 03/02/2009. Schools with Students like Ours are Middle Schools with poverty indices of no more than 5% above or below the index for this school.

PACT PERFORMANCE


Our School Middle Schools with Students Like Ours Middle schools statewide



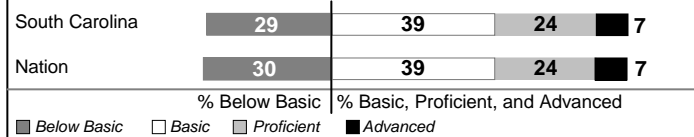
NAEP PERFORMANCE*

* Performance reported for SC and nation, data not available at school level. Percentages at NAEP Achievement Levels.


READING - GRADE 8 (2007)



MATH - GRADE 8 (2007)



SCIENCE - GRADE 8 (2005)



END OF COURSE TESTS - 2008

% of students scoring 70 or above on:	Our Middle School	Middle Schools with Students Like Ours
Algebra 1/Math for the Technologies 2	25.0%	83.5%
English 1	0%	83.4%
Physical Science	0%	39.5%
All Subjects	25.0%	80.8%

SC PERFORMANCE GOAL

2010 Goal:

By 2010, SC's student achievement will be ranked in the top half of the states nationally. To achieve this goal, we must become one of the fastest improving systems in the country.

2020 Goal: TBD

Abbreviations Key

N/A Not Applicable N/AV Not Available N/C Not Collected N/R Not Reported I/S Insufficient Sample TBD To be determined
 NI Newly Identified CSI Continuing School Improvement CA Corrective Action RP Plan to Restructure R Restructure DELAY School Improvement Status HOLD School Improvement Status

Cainhoy Elementary/ Middle [Berkeley]

SCHOOL PROFILE

	Our School	Change from Last Year	Middle Schools with Students Like Ours	Median Middle School
Students (n=247)				
Students enrolled in high school credit courses (grades 7 & 8)	15.1%	Down from 29.6%	11.3%	19.4%
Retention rate	2.1%	Down from 4.2%	3.4%	1.8%
Attendance rate	96.8%	Up from 96.2%	95.1%	95.8%
Eligible for gifted and talented	3.1%	Down from 4.4%	4.7%	15.3%
With disabilities other than speech	8.7%	Down from 9.4%	13.5%	12.9%
Out-of-school suspensions or expulsions for violent &/or criminal offenses	0.0%	Down from 0.4%	0.8%	0.7%
Annual dropout rate	0.0%	No Change	0.0%	0.0%
Teachers (n=24)				
Teachers with advanced degrees	58.3%	Up from 46.4%	54.3%	55.0%
Continuing contract teachers	75.0%	Up from 60.7%	54.5%	70.6%
Teachers with emergency or provisional certificates	0.0%	No Change	19.1%	5.4%
Teachers returning from previous year	77.1%	Up from 72.0%	76.4%	83.4%
Teacher attendance rate	95.5%	Down from 95.6%	94.8%	94.9%
Average teacher salary	\$45,191	Up 8.3%	\$43,090	\$44,706
Classes not taught by highly qualified teachers	0.0%	No Change	8.3%	2.9%
School				
Principal's years at school	4.0	Up from 3.0	2.0	3.0
Student-teacher ratio in core subjects	12.4 to 1	Up from 11.6 to 1	15.8 to 1	20.1 to 1
Prime instructional time	91.0%	Up from 90.6%	88.9%	89.3%
Opportunities in the arts	Excellent	No Change	Good	Good
SACS accreditation	Yes	No Change	Yes	Yes
Character development program	Excellent	No Change	Good	Good
Dollars spent per pupil*	\$12,276	Up 34.2%	\$9,032	\$7,097
Percent of expenditures for instruction*	58.3%	Down from 61.1%	62.4%	64.4%
Percent of expenditures for teacher salaries*	48.9%	Down from 56.6%	54.7%	59.4%
% of AYP objectives met	100.0%		53.8%	69.0%

* Prior year audited financial data available.

EVALUATION RESULTS

	Teachers	Students*	Parents*
Number of surveys returned	25	19	29
Percent satisfied with learning environment	84.0%	89.5%	82.8%
Percent satisfied with social and physical environment	96.0%	89.5%	89.7%
Percent satisfied with school-home relations	68.0%	89.5%	92.9%

*Only students at the highest middle school grade level at this school and their parents were included.

REPORT OF PRINCIPAL AND SCHOOL IMPROVEMENT COUNCIL

Cainhoy Elementary/Middle School continues its commitment to raising student achievement through strong academics and dynamic, engaging programs. The implementation of school improvement has shown marked improvements in the areas of curriculum and students' achievement.

The faculty continues to examine students' achievement gains and the curriculum in the areas of reading, writing, mathematical concepts, critical thinking, and assessment.

Our accomplishments in 2007-2008 included: 9 students passing the Algebra 1 End-of-Course Exam, 3 All County Band participants, 2 Spell Bound Competition participants, 13 All County Chorus participants, 26 All County Strings Participants, Cainhoy Steel band performing at the 2008 Piccolo Spoleto Festival and being highlighted in Forbes magazine, and Production of a Student News Show continues. We also formed a middle school chorus, 4H Club, and Beta Club.

We have continued to promote the use of technology with the installation of "Smart Boards" in classrooms and SUCCESS maker software in our Academic Learning Lab. The school continues to open the Tiger café to encourage students to participate in our Accelerated Reading program. The faculty and staff also increased the requirements for students to earn Tiger Bucks for displaying good behavior to purchase materials such as pencils, paper, notebooks, games, candy, and several other items from our Tiger Pride Store.

Our Parent Teacher Organization and School Improvement Council worked unceasingly to support students, teachers, and staff to enhance students' achievement. They provided classroom supplies throughout the school year and organized a spring Festival celebrating the 50th year of Cainhoy school existence.

We will continue to improve our school's overall rating with a coordinated team effort of district leaders, administrators, teachers, students, parents, and a strong School Improvement Council and Parent Teacher Organization.

Ella Chisolm, SIC Chairperson
John Spagnolia, Principal

Comprehensive detail, including definitions of rating, performance criteria, and explanations of status, is available on www.ed.sc.gov and www.eoc.sc.gov as well as school and school district websites.

Printed versions are available from school districts upon request.

Abbreviations Key

N/A Not Applicable N/AV Not Available N/C Not Collected N/R Not Reported I/S Insufficient Sample TBD To be determined
NI Newly Identified CSI Continuing School Improvement CA Corrective Action RP Plan to Restructure R Restructure DELAY School Improvement Status HOLD School Improvement Status