



SC Annual School Report Card Summary

Lady's Island Middle
Beaufort County

Grades: 6-8

Enrollment: 666

Principal: Terry G. Bennett

Superintendent: Dr. Valerie Truesdale

Board Chair: Fred Washington

PERFORMANCE

Comprehensive detail, including definitions of ratings, performance criteria, and explanations of status, is available on www.ed.sc.gov and www.eoc.sc.gov as well as school and school district websites. Printed versions are available from school districts upon request.

YEAR	ABSOLUTE RATING	GROWTH RATING	PALMETTO GOLD/SILVER AWARD	AYP STATUS	NCLB IMPROVEMENT STATUS
2008	Below Average	Below Average	TBD	Not Met	N/A
2007	Below Average	At-Risk	N/A	Not Met	N/A
2006	Below Average	At-Risk	N/A	Not Met	N/A

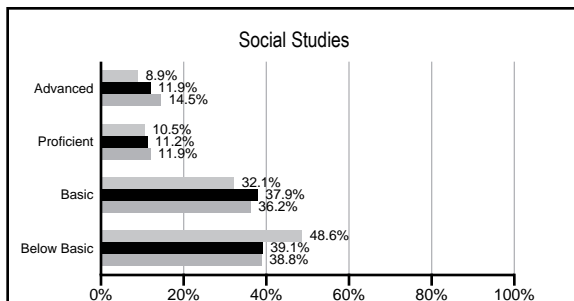
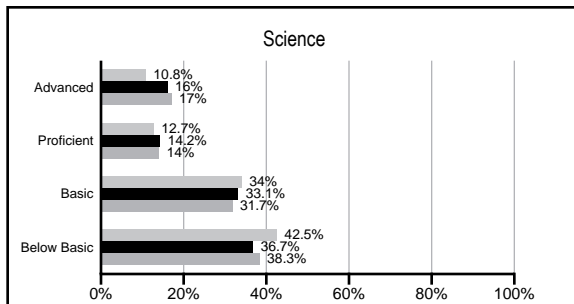
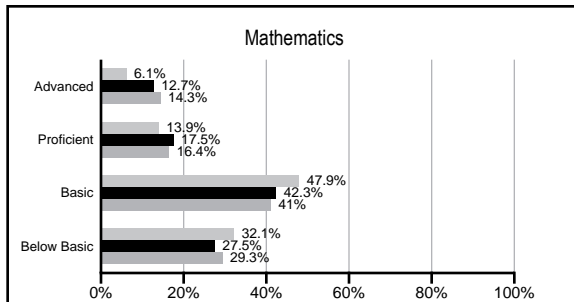
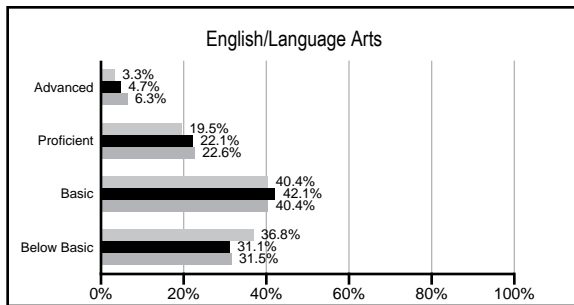
ABSOLUTE RATINGS OF MIDDLE SCHOOLS WITH STUDENTS LIKE OURS*

EXCELLENT	GOOD	AVERAGE	BELOW AVERAGE	AT-RISK
0	0	15	36	5

* Ratings are calculated with data available by 03/02/2009. Schools with Students like Ours are Middle Schools with poverty indices of no more than 5% above or below the index for this school.

PACT PERFORMANCE


Our School Middle Schools with Students Like Ours Middle schools statewide




NAEP PERFORMANCE*

* Performance reported for SC and nation, data not available at school level. Percentages at NAEP Achievement Levels.


READING - GRADE 8 (2007)



MATH - GRADE 8 (2007)



SCIENCE - GRADE 8 (2005)



END OF COURSE TESTS - 2008

% of students scoring 70 or above on:	Our Middle School	Middle Schools with Students Like Ours
Algebra 1/Math for the Technologies 2	95.8%	97.2%
English 1	97.7%	95.7%
Physical Science	0%	57.7%
All Subjects	96.7%	96.2%

SC PERFORMANCE GOAL

2010 Goal:

By 2010, SC's student achievement will be ranked in the top half of the states nationally. To achieve this goal, we must become one of the fastest improving systems in the country.

2020 Goal: TBD

Abbreviations Key

N/A Not Applicable N/AV Not Available N/C Not Collected N/R Not Reported I/S Insufficient Sample TBD To be determined
NI Newly Identified CSI Continuing School Improvement CA Corrective Action RP Plan to Restructure R Restructure DELAY School Improvement Status HOLD School Improvement Status

Lady's Island Middle [Beaufort County]

SCHOOL PROFILE

	Our School	Change from Last Year	Middle Schools with Students Like Ours	Median Middle School
Students (n=666)				
Students enrolled in high school credit courses (grades 7 & 8)	10.3%	Down from 29.8%	19.2%	19.4%
Retention rate	2.5%	Up from 0.6%	1.6%	1.8%
Attendance rate	95.2%	Down from 95.6%	95.9%	95.8%
Eligible for gifted and talented	16.8%	Up from 14.5%	16.9%	15.3%
With disabilities other than speech	11.5%	Up from 10.8%	14.3%	12.9%
Out-of-school suspensions or expulsions for violent &/or criminal offenses	0.0%	Down from 1.5%	0.6%	0.7%
Annual dropout rate	0.0%	No Change	0.0%	0.0%
Teachers (n=51)				
Teachers with advanced degrees	72.5%	Up from 65.3%	53.4%	55.0%
Continuing contract teachers	60.8%	Down from 69.4%	73.8%	70.6%
Teachers with emergency or provisional certificates	7.0%	Down from 7.5%	5.4%	5.4%
Teachers returning from previous year	86.4%	Down from 86.6%	84.4%	83.4%
Teacher attendance rate	93.7%	Up from 92.8%	94.8%	94.9%
Average teacher salary	\$46,668	Up 4.4%	\$44,220	\$44,706
Classes not taught by highly qualified teachers	6.4%	Down from 10.8%	2.8%	2.9%
School				
Principal's years at school	1.0	Down from 6.0	3.0	3.0
Student-teacher ratio in core subjects	19.1 to 1	Up from 18.1 to 1	19.6 to 1	20.1 to 1
Prime instructional time	86.9%	Up from 85.8%	89.2%	89.3%
Opportunities in the arts	Excellent	Up from Good	Good	Good
SACS accreditation	Yes	No Change	Yes	Yes
Character development program	Below Average	Down from Average	Good	Good
Dollars spent per pupil*	\$7,531	Up 2.3%	\$6,993	\$7,097
Percent of expenditures for instruction*	64.3%	Down from 65.7%	64.8%	64.4%
Percent of expenditures for teacher salaries*	61.6%	Down from 64.0%	60.1%	59.4%
% of AYP objectives met	61.9%		68.5%	69.0%

* Prior year audited financial data available.

EVALUATION RESULTS

	Teachers	Students*	Parents*
Number of surveys returned	48	215	80
Percent satisfied with learning environment	72.9%	61.5%	62.3%
Percent satisfied with social and physical environment	68.1%	61.2%	54.5%
Percent satisfied with school-home relations	62.5%	72.6%	59.2%

*Only students at the highest middle school grade level at this school and their parents were included.

REPORT OF PRINCIPAL AND SCHOOL IMPROVEMENT COUNCIL

Greetings to the parents, students, and community of Lady's Island Middle School!

This school year was an exciting one full of transitions. With a new school principal coming onboard, many changes took place in personnel, curriculum, and other programs. This school year was the last year for LIMS to participate in the Teacher Advancement and Middle Years Programs. Small steps were taken to increase the school's STEM (Science Technology Engineering and Mathematics) Program. Emphasis was placed on revitalizing the Media Center with new up-to-date books, resurrecting the art program, studying the student test scores (MAP & PACT), and making numerous small cosmetic improvements to the school building.

The school had many causes for celebration: The football team went undefeated and won the county championship, and our students excelled in the other sports, including track, softball, baseball, basketball, volleyball, wrestling, and cheerleading. This was the first year with school uniforms, which helped to improve the school's climate. Numerous grants were written and received. Over 1000 new library books were added. The teacher turnover rate hit a new low. Another computer lab came online, allowing more teachers the opportunity to have their students benefit from the use of technology.

During the 2007-2008 school year, the teachers and staff continued to work relentlessly on providing the students of our school with the best core curriculum available. With our drive to be the best, implementation of the state curriculum has given the students, the teachers, and the school many opportunities for recognition. With our focus on common curriculum maps and varied, common assessments, the teachers are using the best instructional practices available.

Lady's Island Middle School is a small but growing school with an abounding history and bright future. The horizon before us is gleaming for several reasons: a powerful and effective instructional staff, involved parents, innovative programs, community connections and partnerships, and loving, caring students.

However, we have several hurdles that must be addressed: low student attendance, high student tardiness, disappointing test scores, an aging building, and budget restraints. We are putting into place steps to address these issues in a timely manner.

We encourage members of the community to join our winning team at Lady's Island Middle School. Without the additional support of the community, our small school will not be able to rise to the top. Therefore, we challenge everyone - parents, business partners, the arts community, retirees, and even former students - to come into the school and make our school the best it can be for our students!

Mr. Terry G. Bennett, Principal
 Mr. Garner Jones, Assistant Principal
 Mrs. Jennifer Morillo, Assistant Principal
 Mrs. Gail Clark, School Improvement Council Chairperson

Comprehensive detail, including definitions of rating, performance criteria, and explanations of status, is available on www.ed.sc.gov and www.eoc.sc.gov as well as school and school district websites.

Printed versions are available from school districts upon request.

Abbreviations Key

N/A Not Applicable N/AV Not Available N/C Not Collected N/R Not Reported I/S Insufficient Sample TBD To be determined
 NI Newly Identified CSI Continuing School Improvement CA Corrective Action RP Plan to Restructure R Restructure DELAY School Improvement Status HOLD School Improvement Status