



SC Annual School Report Card Summary

Guinyard-Butler Middle

Barnwell 45

Grades: 7-8

Enrollment: 412

Principal: Dr. John Bass

Superintendent: Roy Sapough

Board Chair: Valenda D. Black

PERFORMANCE

Comprehensive detail, including definitions of ratings, performance criteria, and explanations of status, is available on www.ed.sc.gov and www.eoc.sc.gov as well as school and school district websites. Printed versions are available from school districts upon request.

YEAR	ABSOLUTE RATING	GROWTH RATING	PALMETTO GOLD/SILVER AWARD	AYP STATUS	NCLB IMPROVEMENT STATUS
2008	At-Risk	At-Risk	TBD	Not Met	N/A
2007	At-Risk	At-Risk	N/A	Not Met	N/A
2006	At-Risk	At-Risk	N/A	Not Met	N/A

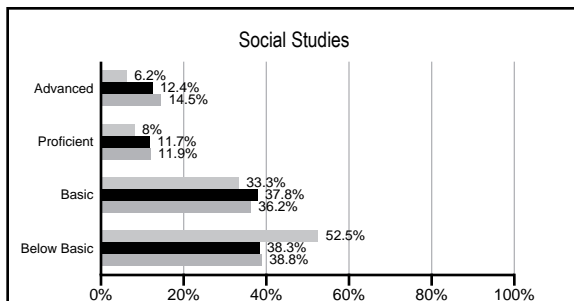
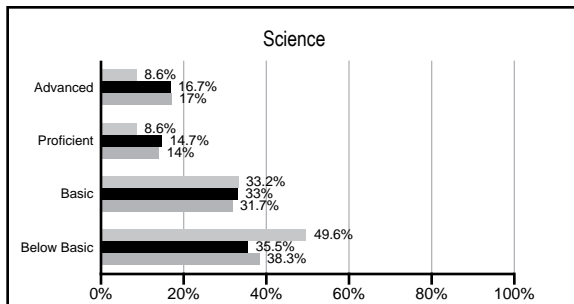
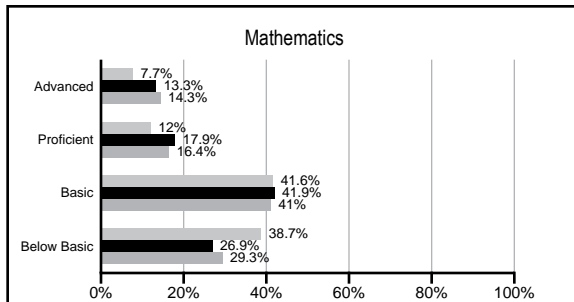
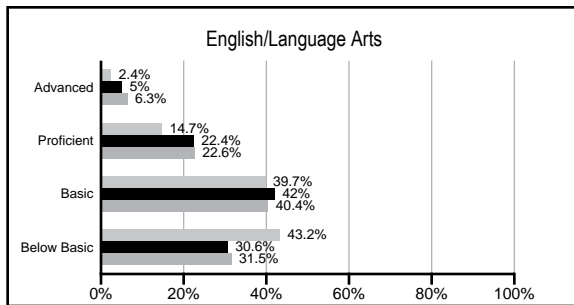
ABSOLUTE RATINGS OF MIDDLE SCHOOLS WITH STUDENTS LIKE OURS*

EXCELLENT	GOOD	AVERAGE	BELOW AVERAGE	AT-RISK
0	0	16	30	5

* Ratings are calculated with data available by 03/02/2009. Schools with Students like Ours are Middle Schools with poverty indices of no more than 5% above or below the index for this school.

PACT PERFORMANCE


Our School Middle Schools with Students Like Ours Middle schools statewide




NAEP PERFORMANCE*

* Performance reported for SC and nation, data not available at school level. Percentages at NAEP Achievement Levels.


READING - GRADE 8 (2007)



MATH - GRADE 8 (2007)



SCIENCE - GRADE 8 (2005)



END OF COURSE TESTS - 2008

% of students scoring 70 or above on:	Our Middle School	Middle Schools with Students Like Ours
Algebra 1/Math for the Technologies 2	0%	97.0%
English 1	0%	96.8%
Physical Science	0%	50.0%
All Subjects	0%	96.4%

SC PERFORMANCE GOAL

2010 Goal:

By 2010, SC's student achievement will be ranked in the top half of the states nationally. To achieve this goal, we must become one of the fastest improving systems in the country.

2020 Goal: TBD

Abbreviations Key

N/A Not Applicable N/AV Not Available N/C Not Collected N/R Not Reported I/S Insufficient Sample TBD To be determined
 NI Newly Identified CSI Continuing School Improvement CA Corrective Action RP Plan to Restructure R Restructure DELAY School Improvement Status HOLD School Improvement Status

Guinyard-Butler Middle [Barnwell 45]

SCHOOL PROFILE

	Our School	Change from Last Year	Middle Schools with Students Like Ours	Median Middle School
Students (n=412)				
Students enrolled in high school credit courses (grades 7 & 8)	0.0%	No Change	19.8%	19.4%
Retention rate	5.4%	Up from 2.4%	1.5%	1.8%
Attendance rate	93.7%	Up from 93.6%	95.8%	95.8%
Eligible for gifted and talented	18.2%	No Change	16.8%	15.3%
With disabilities other than speech	19.1%	Up from 17.9%	14.2%	12.9%
Out-of-school suspensions or expulsions for violent &/or criminal offenses	0.0%	No Change	0.6%	0.7%
Annual dropout rate	0.0%	No Change	0.0%	0.0%
Teachers (n=29)				
Teachers with advanced degrees	37.9%	Up from 35.7%	53.3%	55.0%
Continuing contract teachers	89.7%	Up from 85.7%	73.3%	70.6%
Teachers with emergency or provisional certificates	10.7%	Up from 3.8%	5.3%	5.4%
Teachers returning from previous year	88.6%	Up from 81.6%	84.4%	83.4%
Teacher attendance rate	93.9%	Up from 93.2%	94.8%	94.9%
Average teacher salary	\$44,530	Up 4.2%	\$44,198	\$44,706
Classes not taught by highly qualified teachers	0.0%	No Change	2.6%	2.9%
School				
Principal's years at school	2.0	Up from 1.0	3.0	3.0
Student-teacher ratio in core subjects	19.3 to 1	No Change	19.4 to 1	20.1 to 1
Prime instructional time	87.0%	Up from 86.0%	89.2%	89.3%
Opportunities in the arts	Good	Up from Fair	Good	Good
SACS accreditation	Yes	No Change	Yes	Yes
Character development program	Good	No Change	Good	Good
Dollars spent per pupil*	\$9,589	Up 4.8%	\$7,025	\$7,097
Percent of expenditures for instruction*	49.3%	Down from 50.9%	64.4%	64.4%
Percent of expenditures for teacher salaries*	46.4%	Down from 47.9%	60.0%	59.4%
% of AYP objectives met	61.9%		70.6%	69.0%

* Prior year audited financial data available.

EVALUATION RESULTS

	Teachers	Students*	Parents*
Number of surveys returned	32	174	69
Percent satisfied with learning environment	93.8%	63.8%	67.6%
Percent satisfied with social and physical environment	93.8%	58.2%	50.0%
Percent satisfied with school-home relations	78.1%	83.7%	70.8%

*Only students at the highest middle school grade level at this school and their parents were included.

REPORT OF PRINCIPAL AND SCHOOL IMPROVEMENT COUNCIL

The 2007-2008 year at Guinyard-Butler Middle School brought many changes and opportunities for the students. We had a school-wide improvement in our facilities and grounds. Community action increased at the school, with many parents participating in our various activities and parent nights. We are continuing to improve and increase our educational efforts for all students at Guinyard-Butler Middle School.

Following is a list of some of our many accomplishments during the 2007-2008 school year:

Two students were named as Duke Scholars and eleven students were named Junior Scholars. Ten students received the President's Education Silver Award and twenty students received the Gold Award.

Dr. Bass' Lunch Bunch honored thirty-four students for their academic and behavior excellence.

Junior Beta Club added fifty new members this year and attended the Junior Beta Club Convention. Junior Beta Club participated in the GBMS Veterans Day Program, PTSO dances, concession stand for home basketball games, and GBMS beauty pageant.

The PTSO conducted three dances for the students who did not receive out-of-school detention, and also raised money to purchase picnic tables for the school grounds.

GBMS staff and faculty participated in the Relay for Life and Red Ribbon Week, as well as having a fitness/wellness workroom.

The athletic activities included the football and basketball teams enjoying a winning season with great parent participation at away and home games. GBMS continues to work with the community for improvement of all academic and athletic endeavors.

The GBMS parent and community team held an orientation for all upcoming 7th grade students and their parents. They also sponsored a Student Appreciation Night for GBMS students and parents.

A RIT class (preparation for PACT) was added to the schedule at GBMS.

The State Department of Education assigned an ERT (external review team) to GBMS, and many valuable ideas and improvements were suggested by ERT.

GBMS was recommended for continuing SACS accreditation.

Mrs. Gretchen Schtazer-Birt, Chair, School Improvement Council
Dr. John A. Bass, Principal

Comprehensive detail, including definitions of rating, performance criteria, and explanations of status, is available on www.ed.sc.gov and www.eoc.sc.gov as well as school and school district websites.

Printed versions are available from school districts upon request.

Abbreviations Key

N/A Not Applicable N/AV Not Available N/C Not Collected N/R Not Reported I/S Insufficient Sample TBD To be determined
NI Newly Identified CSI Continuing School Improvement CA Corrective Action RP Plan to Restructure R Restructure DELAY School Improvement Status HOLD School Improvement Status