



SC Annual School Report Card Summary

Blackville-Hilda Junior High

Barnwell 19

Grades: 7-8

Enrollment: 115

Principal: Marvin A. Foster Sr.

Superintendent: Dr. Teresa L. Pope

Board Chair: Ms. Inell Waring

PERFORMANCE

Comprehensive detail, including definitions of ratings, performance criteria, and explanations of status, is available on www.ed.sc.gov and www.eoc.sc.gov as well as school and school district websites. Printed versions are available from school districts upon request.

YEAR	ABSOLUTE RATING	GROWTH RATING	PALMETTO GOLD/SILVER AWARD	AYP STATUS	NCLB IMPROVEMENT STATUS
2008	At-Risk	At-Risk	TBD	Not Met	N/A
2007	At-Risk	At-Risk	N/A	Not Met	N/A
2006	At-Risk	At-Risk	N/A	Not Met	N/A

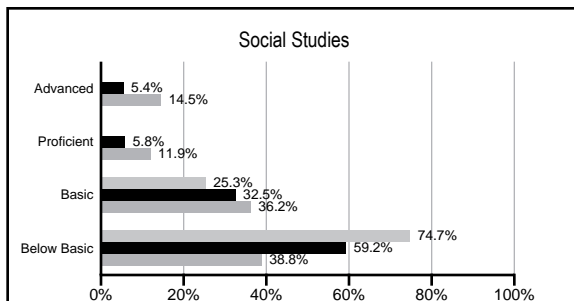
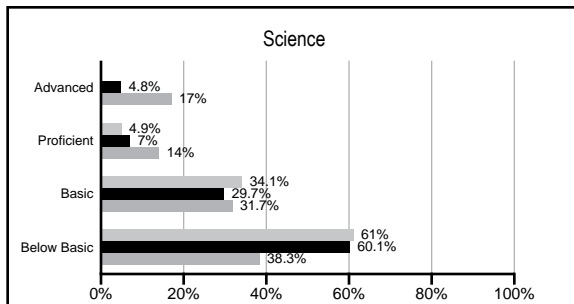
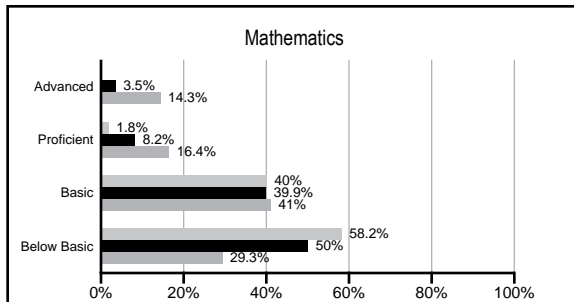
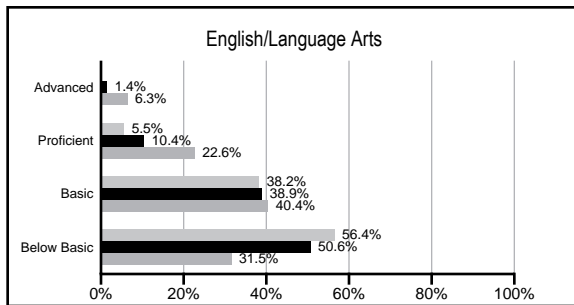
ABSOLUTE RATINGS OF MIDDLE SCHOOLS WITH STUDENTS LIKE OURS*

EXCELLENT	GOOD	AVERAGE	BELOW AVERAGE	AT-RISK
0	0	0	4	41

* Ratings are calculated with data available by 03/02/2009. Schools with Students like Ours are Middle Schools with poverty indices of no more than 5% above or below the index for this school.

PACT PERFORMANCE


Our School Middle Schools with Students Like Ours Middle schools statewide




NAEP PERFORMANCE*

* Performance reported for SC and nation, data not available at school level. Percentages at NAEP Achievement Levels.

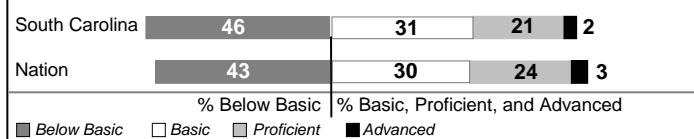
READING - GRADE 8 (2007)



MATH - GRADE 8 (2007)



SCIENCE - GRADE 8 (2005)



END OF COURSE TESTS - 2008

% of students scoring 70 or above on:	Our Middle School	Middle Schools with Students Like Ours
Algebra 1/Math for the Technologies 2	0%	83.5%
English 1	0%	83.4%
Physical Science	0%	39.5%
All Subjects	0%	80.8%

SC PERFORMANCE GOAL

2010 Goal:

By 2010, SC's student achievement will be ranked in the top half of the states nationally. To achieve this goal, we must become one of the fastest improving systems in the country.

2020 Goal: TBD

Abbreviations Key

N/A Not Applicable N/AV Not Available N/C Not Collected N/R Not Reported I/S Insufficient Sample TBD To be determined
 NI Newly Identified CSI Continuing School Improvement CA Corrective Action RP Plan to Restructure R Restructure DELAY School Improvement Status HOLD School Improvement Status

Blackville-Hilda Junior High [Barnwell 19]

SCHOOL PROFILE

	Our School	Change from Last Year	Middle Schools with Students Like Ours	Median Middle School
Students (n=115)				
Students enrolled in high school credit courses (grades 7 & 8)	12.2%	Up from 9.9%	12.0%	19.4%
Retention rate	0.8%	Down from 4.3%	3.1%	1.8%
Attendance rate	94.4%	Down from 94.5%	95.1%	95.8%
Eligible for gifted and talented	8.2%	Down from 11.3%	5.8%	15.3%
With disabilities other than speech	17.2%	Up from 17.0%	13.5%	12.9%
Out-of-school suspensions or expulsions for violent &/or criminal offenses	30.4%	Up from 15.5%	0.7%	0.7%
Annual dropout rate	0.0%	No Change	0.0%	0.0%
Teachers (n=11)				
Teachers with advanced degrees	45.5%	Up from 41.7%	54.3%	55.0%
Continuing contract teachers	54.5%	Down from 66.7%	54.4%	70.6%
Teachers with emergency or provisional certificates	18.2%	No Change	19.0%	5.4%
Teachers returning from previous year	70.4%	Down from 80.1%	76.7%	83.4%
Teacher attendance rate	95.4%	Up from 89.1%	94.8%	94.9%
Average teacher salary	\$39,474	Down 1.2%	\$43,224	\$44,706
Classes not taught by highly qualified teachers	0.0%	Down from 31.4%	8.5%	2.9%
School				
Principal's years at school	1.0	No Change	2.0	3.0
Student-teacher ratio in core subjects	14.6 to 1	Down from 23.7 to 1	15.9 to 1	20.1 to 1
Prime instructional time	86.9%	Up from 80.6%	88.8%	89.3%
Opportunities in the arts	Poor	No Change	Good	Good
SACS accreditation	Yes	No Change	Yes	Yes
Character development program	Average	Down from Good	Good	Good
Dollars spent per pupil*	\$7,542	Up 9.5%	\$8,951	\$7,097
Percent of expenditures for instruction*	70.8%	Down from 79.2%	62.8%	64.4%
Percent of expenditures for teacher salaries*	67.3%	Down from 75.5%	55.8%	59.4%
% of AYP objectives met	61.5%		53.8%	69.0%

* Prior year audited financial data available.

EVALUATION RESULTS

	Teachers	Students*	Parents*
Number of surveys returned	11	49	7
Percent satisfied with learning environment	81.8%	77.6%	I/S
Percent satisfied with social and physical environment	81.8%	75.5%	I/S
Percent satisfied with school-home relations	70.0%	81.3%	I/S

*Only students at the highest middle school grade level at this school and their parents were included.

REPORT OF PRINCIPAL AND SCHOOL IMPROVEMENT COUNCIL

Blackville-Hilda Junior High School, located in rural Barnwell County, is the only junior high school in Barnwell School District 19. Our school mission is to prepare the students to become respectable, responsible, competent, and lifelong learners. We must create a positive and safe school environment where staff, parents, students, and the community work together to provide opportunities for students to reach their maximum potential in an ever-changing world.

During the 2007-2008 school year, we used MAP, PACT, and teacher-made assessments to improve instruction. Blackville-Hilda Junior High is excited about the progress that we have made in improving the instruction to meet the needs of our students to include SACS/CASI accreditation. Our faculty and staff gained knowledge through several staff-development sessions, including the opportunity to attend the SC Middle School Conference. We implemented the use of data walls and a "Drop Everything and Read" initiative to promote student achievement. Promethean Boards and LCD projectors were added to each classroom to assist with the delivery of instruction. The faculty also started its first Boys and Girls Club to assist with the social development of our teens.

The School Improvement Council and the PTSA continue to work together to increase parent and community involvement. The school strives to keep parents and the community informed through parent newsletters, articles in the local newspaper, and our weekly parent contacts. The Lunch Buddy Program sponsored by Allied Air Inc. and the Axis I program continue to help with the development of our students.

Some of our students participated in its first MathCounts competition for this region and competed in the Mock Trial Competition. One student was recognized as a Governor's Citizenship Award winner and several students received Honor Roll status. The students' community outreach projects consist of the Saint Jude's Children Hospital, Columbia Ronald McDonald House, American Cancer Society Relay for Life, The Leukemia & Lymphoma Society, and a food drive for tornado victims.

As we look forward to the new school year, we are all part of the team, and Blackville-Hilda Junior High School students need the support of its parents, staff, and community in making the transition to high school. So, we all need to become involved in the educational process and work together with the students, staff, and administration to ensure student success.

Marvin A. Foster Sr., Principal
Ronnie Woods, SIC Chair

Comprehensive detail, including definitions of rating, performance criteria, and explanations of status, is available on www.ed.sc.gov and www.eoc.sc.gov as well as school and school district websites.

Printed versions are available from school districts upon request.

Abbreviations Key

N/A Not Applicable N/AV Not Available N/C Not Collected N/R Not Reported I/S Insufficient Sample TBD To be determined
NI Newly Identified CSI Continuing School Improvement CA Corrective Action RP Plan to Restructure R Restructure DELAY School Improvement Status HOLD School Improvement Status