



SC Annual School Report Card Summary

Denmark-Olar Middle
 Bamberg 2
 Grades: 6-8 Enrollment: 224
 Principal: Randy Mack
 Superintendent: Dr. Secaida Howell
 Board Chair: Alvin Maynor

PERFORMANCE

Comprehensive detail, including definitions of ratings, performance criteria, and explanations of status, is available on www.ed.sc.gov and www.eoc.sc.gov as well as school and school district websites. Printed versions are available from school districts upon request.

YEAR	ABSOLUTE RATING	GROWTH RATING	PALMETTO GOLD/SILVER AWARD	AYP STATUS	NCLB IMPROVEMENT STATUS
2008	At-Risk	Below Average	TBD	Not Met	R
2007	At-Risk	At-Risk	N/A	Not Met	R
2006	At-Risk	At-Risk	N/A	Not Met	RP

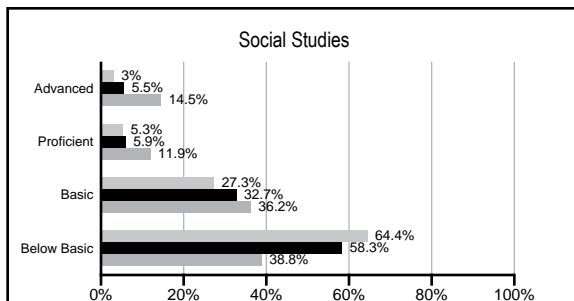
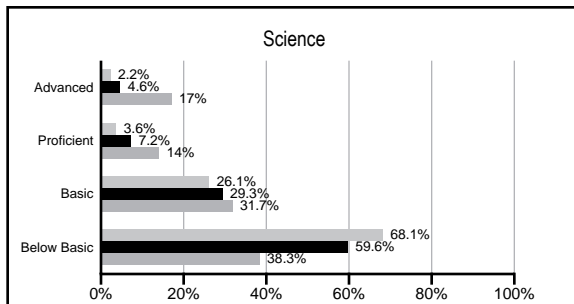
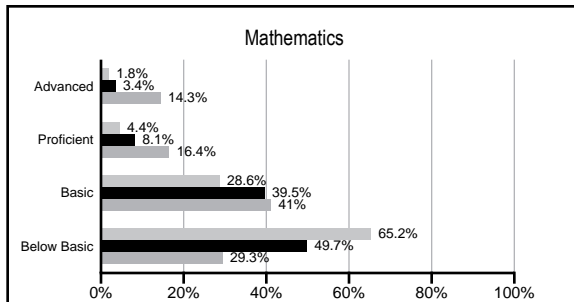
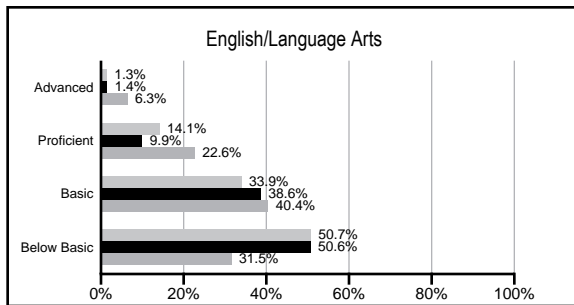
ABSOLUTE RATINGS OF MIDDLE SCHOOLS WITH STUDENTS LIKE OURS*

EXCELLENT	GOOD	AVERAGE	BELOW AVERAGE	AT-RISK
0	0	0	4	35

* Ratings are calculated with data available by 03/02/2009. Schools with Students like Ours are Middle Schools with poverty indices of no more than 5% above or below the index for this school.


PACT PERFORMANCE

Our School Middle Schools with Students Like Ours Middle schools statewide



NAEP PERFORMANCE*

* Performance reported for SC and nation, data not available at school level. Percentages at NAEP Achievement Levels.



END OF COURSE TESTS - 2008

% of students scoring 70 or above on:	Our Middle School	Middle Schools with Students Like Ours
Algebra 1/Math for the Technologies 2	68.2%	83.9%
English 1	81.8%	82.7%
Physical Science	0%	39.5%
All Subjects	75.0%	80.5%

SC PERFORMANCE GOAL

2010 Goal:
 By 2010, SC's student achievement will be ranked in the top half of the states nationally. To achieve this goal, we must become one of the fastest improving systems in the country.

2020 Goal: TBD

Abbreviations Key

N/A Not Applicable N/AV Not Available N/C Not Collected N/R Not Reported I/S Insufficient Sample TBD To be determined
 NI Newly Identified CSI Continuing School Improvement CA Corrective Action RP Plan to Restructure R Restructure DELAY School Improvement Status HOLD School Improvement Status

Denmark-Olar Middle [Bamberg 2]

SCHOOL PROFILE

	Our School	Change from Last Year	Middle Schools with Students Like Ours	Median Middle School
Students (n=224)				
Students enrolled in high school credit courses (grades 7 & 8)	15.3%	Down from 30.0%	11.5%	19.4%
Retention rate	1.4%	Up from 0.5%	3.4%	1.8%
Attendance rate	97.3%	Down from 98.0%	95.1%	95.8%
Eligible for gifted and talented	7.7%	Down from 11.5%	4.8%	15.3%
With disabilities other than speech	9.5%	Down from 11.0%	13.9%	12.9%
Out-of-school suspensions or expulsions for violent &/or criminal offenses	9.8%	Up from 0.5%	0.7%	0.7%
Annual dropout rate	0.0%	No Change	0.0%	0.0%
Teachers (n=15)				
Teachers with advanced degrees	60.0%	Down from 61.1%	53.5%	55.0%
Continuing contract teachers	60.0%	Up from 22.2%	54.4%	70.6%
Teachers with emergency or provisional certificates	57.1%	Up from 46.7%	19.3%	5.4%
Teachers returning from previous year	73.9%	No Change	76.4%	83.4%
Teacher attendance rate	92.9%	Up from 92.5%	94.8%	94.9%
Average teacher salary	\$43,224	Up 5.9%	\$43,090	\$44,706
Classes not taught by highly qualified teachers	12.7%	Down from 31.3%	8.5%	2.9%
School				
Principal's years at school	1.0	No Change	2.0	3.0
Student-teacher ratio in core subjects	17.4 to 1	Up from 15.9 to 1	15.9 to 1	20.1 to 1
Prime instructional time	88.8%	Down from 89.0%	88.9%	89.3%
Opportunities in the arts	Good	Up from Poor	Good	Good
SACS accreditation	No	No Change	Yes	Yes
Character development program	Average	Down from Excellent	Good	Good
Dollars spent per pupil*	\$9,574	Down 16.0%	\$8,870	\$7,097
Percent of expenditures for instruction*	58.9%	Up from 56.6%	62.4%	64.4%
Percent of expenditures for teacher salaries*	54.1%	Up from 47.2%	54.7%	59.4%
% of AYP objectives met	53.8%		53.8%	69.0%

* Prior year audited financial data available.

EVALUATION RESULTS

	Teachers	Students*	Parents*
Number of surveys returned	12	56	4
Percent satisfied with learning environment	63.6%	48.2%	I/S
Percent satisfied with social and physical environment	100.0%	67.3%	I/S
Percent satisfied with school-home relations	50.0%	64.8%	I/S

*Only students at the highest middle school grade level at this school and their parents were included.

REPORT OF PRINCIPAL AND SCHOOL IMPROVEMENT COUNCIL

In the fall of 2007, Denmark-Olar Middle School received an unsatisfactory rating on the annual School Report Card. The faculty and staff of DOMS are not pleased with this rating, and have worked very hard during the 2007-2008 school year to improve our scores.

Strategies implemented during the 2007-2008 school were increased class time for students and a decreased student-teacher ratio. Additional faculty and staff were added, as well as an Enrichment Period. This time was set for teachers to place emphasis on test-taking strategies and possible missed concepts in the regular class setting. Instructional Coaches were hired to ensure implementation of the newly purchased curriculum and that all of the state standards were taught. Full implementation of the MAP benchmark-testing program began at the start of the school year. This assessment identifies student strengths and weaknesses and assists teachers in developing lesson plans that will meet the needs of our students. DOMS continues to offer academic assistance through our after-school tutorial program and our summer academic assistance program.

The Denmark-Olar Middle School family seeks your continued support, encouragement, and commitment as we chart our course toward academic excellence.

Randy Mack, Principal

Comprehensive detail, including definitions of rating, performance criteria, and explanations of status, is available on www.ed.sc.gov and www.eoc.sc.gov as well as school and school district websites.

Printed versions are available from school districts upon request.

Abbreviations Key

N/A Not Applicable N/AV Not Available N/C Not Collected N/R Not Reported I/S Insufficient Sample TBD To be determined
 NI Newly Identified CSI Continuing School Improvement CA Corrective Action RP Plan to Restructure R Restructure DELAY School Improvement Status HOLD School Improvement Status