



SC Annual School Report Card Summary

Bamberg-Ehrhardt Middle

Bamberg 1

Grades: 6-8

Enrollment: 328

Principal: Troy Phillips

Superintendent: Phyllis K. Schwarting

Board Chair: Dr. R. Dale Padgett

PERFORMANCE

Comprehensive detail, including definitions of ratings, performance criteria, and explanations of status, is available on www.ed.sc.gov and www.eoc.sc.gov as well as school and school district websites. Printed versions are available from school districts upon request.

YEAR	ABSOLUTE RATING	GROWTH RATING	PALMETTO GOLD/SILVER AWARD	AYP STATUS	NCLB IMPROVEMENT STATUS
2008	Below Average	Below Average	TBD	Not Met	N/A
2007	Below Average	Below Average	N/A	Not Met	N/A
2006	At-Risk	At-Risk	N/A	Not Met	N/A

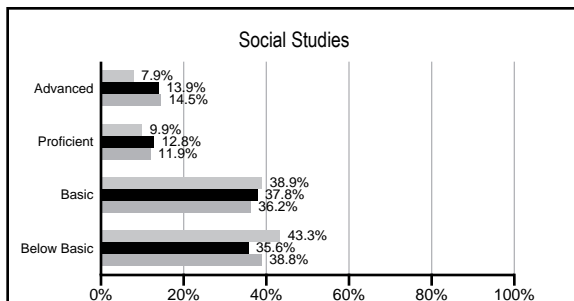
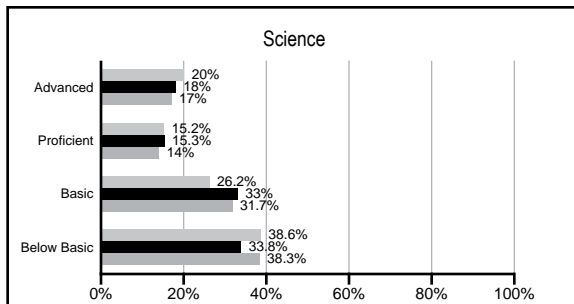
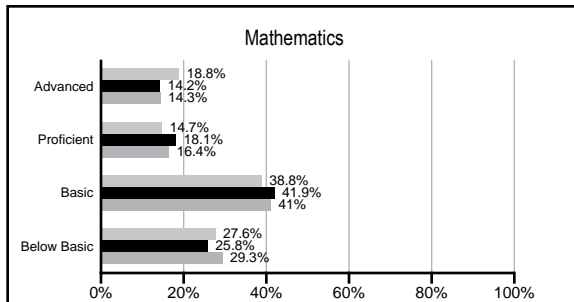
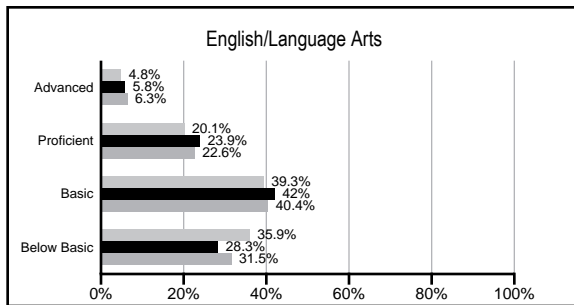
ABSOLUTE RATINGS OF MIDDLE SCHOOLS WITH STUDENTS LIKE OURS*

EXCELLENT	GOOD	AVERAGE	BELOW AVERAGE	AT-RISK
0	0	20	26	3

* Ratings are calculated with data available by 03/02/2009. Schools with Students like Ours are Middle Schools with poverty indices of no more than 5% above or below the index for this school.

PACT PERFORMANCE

Our School Middle Schools with Students Like Ours Middle schools statewide



NAEP PERFORMANCE*

* Performance reported for SC and nation, data not available at school level. Percentages at NAEP Achievement Levels.

READING - GRADE 8 (2007)

Entity	% Below Basic	% Basic, Proficient, and Advanced
South Carolina	31	44
Nation	27	43

Legend: Below Basic (dark grey), Basic (light grey), Proficient (medium grey), Advanced (black)

MATH - GRADE 8 (2007)

Entity	% Below Basic	% Basic, Proficient, and Advanced
South Carolina	29	39
Nation	30	39

Legend: Below Basic (dark grey), Basic (light grey), Proficient (medium grey), Advanced (black)

SCIENCE - GRADE 8 (2005)

Entity	% Below Basic	% Basic, Proficient, and Advanced
South Carolina	46	31
Nation	43	30

Legend: Below Basic (dark grey), Basic (light grey), Proficient (medium grey), Advanced (black)

END OF COURSE TESTS - 2008

% of students scoring 70 or above on:	Our Middle School	Middle Schools with Students Like Ours
Algebra 1/Math for the Technologies 2	100.0%	97.9%
English 1	97.5%	97.5%
Physical Science	0%	48.7%
All Subjects	98.5%	97.6%

SC PERFORMANCE GOAL

2010 Goal:

By 2010, SC's student achievement will be ranked in the top half of the states nationally. To achieve this goal, we must become one of the fastest improving systems in the country.

2020 Goal: TBD

Abbreviations Key

N/A Not Applicable N/AV Not Available N/C Not Collected N/R Not Reported I/S Insufficient Sample TBD To be determined

NI Newly Identified CSI Continuing School Improvement CA Corrective Action RP Plan to Restructure R Restructure DELAY School Improvement Status HOLD School Improvement Status

Bamberg-Ehrhardt Middle [Bamberg 1]

SCHOOL PROFILE

	Our School	Change from Last Year	Middle Schools with Students Like Ours	Median Middle School
Students (n=328)				
Students enrolled in high school credit courses (grades 7 & 8)	19.2%	Up from 9.7%	22.8%	19.4%
Retention rate	1.8%	Up from 1.3%	1.6%	1.8%
Attendance rate	95.4%	Down from 95.8%	95.9%	95.8%
Eligible for gifted and talented	13.8%	Up from 11.8%	17.3%	15.3%
With disabilities other than speech	12.3%	Down from 15.6%	14.2%	12.9%
Out-of-school suspensions or expulsions for violent &/or criminal offenses	1.5%	Down from 8.7%	0.6%	0.7%
Annual dropout rate	0.4%	Up from 0.0%	0.0%	0.0%
Teachers (n=26)				
Teachers with advanced degrees	42.3%	Down from 44.0%	53.7%	55.0%
Continuing contract teachers	80.8%	Down from 84.0%	73.8%	70.6%
Teachers with emergency or provisional certificates	8.3%	Down from 12.5%	5.4%	5.4%
Teachers returning from previous year	83.3%	Down from 87.1%	85.2%	83.4%
Teacher attendance rate	90.4%	Down from 95.7%	94.9%	94.9%
Average teacher salary	\$41,433	Up 2.0%	\$44,220	\$44,706
Classes not taught by highly qualified teachers	16.3%	Up from 7.2%	2.3%	2.9%
School				
Principal's years at school	14.0	Up from 13.0	3.0	3.0
Student-teacher ratio in core subjects	16.0 to 1	Down from 19.0 to 1	20.6 to 1	20.1 to 1
Prime instructional time	83.9%	Down from 89.0%	89.3%	89.3%
Opportunities in the arts	Good	No Change	Good	Good
SACS accreditation	No	No Change	Yes	Yes
Character development program	Average	No Change	Good	Good
Dollars spent per pupil*	\$7,129	Up 10.6%	\$7,061	\$7,097
Percent of expenditures for instruction*	66.5%	Up from 61.5%	64.1%	64.4%
Percent of expenditures for teacher salaries*	63.0%	Up from 58.8%	59.6%	59.4%
% of AYP objectives met	71.4%		69.8%	69.0%

* Prior year audited financial data available.

EVALUATION RESULTS

	Teachers	Students*	Parents*
Number of surveys returned	27	107	56
Percent satisfied with learning environment	85.2%	67.3%	83.0%
Percent satisfied with social and physical environment	96.3%	68.9%	65.5%
Percent satisfied with school-home relations	59.3%	83.3%	79.6%

*Only students at the highest middle school grade level at this school and their parents were included.

REPORT OF PRINCIPAL AND SCHOOL IMPROVEMENT COUNCIL

The 2007 PACT scores at Bamberg-Ehrhardt Middle School were improved enough to raise our rating on the Annual School Report Card from unsatisfactory to below average. We are certainly not satisfied with a below average rating but we are pleased that our scores did improve. Our task is to make sure that the scores continue to move in a positive direction.

During the 2007-2008 school year, we added an eighth grade math teacher. This allowed us to increase the instructional time for our 8th grade students, and we believe that increasing instructional time will increase student achievement. A district math coordinator was hired and is located at BEMS. She has worked very closely with our math teachers to ensure that all state standards are taught.

In the spring of 2008, BEMS received a grant from the Blue Cross/Blue Shield Foundation and the South Carolina Department of Mental Health which will provide us with a school-based mental health counselor. This is a three-year grant and we look forward to having a licensed counselor as part of our staff.

Our goal is to improve student achievement. We will continue to focus all of our resources and energy to that end. With the continued support of this community, we can be successful.

Robert Kearse, Principal
Larry Long, SIC Chair

Comprehensive detail, including definitions of rating, performance criteria, and explanations of status, is available on www.ed.sc.gov and www.eoc.sc.gov as well as school and school district websites.

Printed versions are available from school districts upon request.

Abbreviations Key

N/A Not Applicable N/AV Not Available N/C Not Collected N/R Not Reported I/S Insufficient Sample TBD To be determined
NI Newly Identified CSI Continuing School Improvement CA Corrective Action RP Plan to Restructure R Restructure DELAY School Improvement Status HOLD School Improvement Status