



SC Annual School Report Card Summary

**Riverside Middle
Anderson 4**
Grades: 7-8 **Enrollment: 441**
Principal: Kevin Black
Superintendent: Mr. Maurice Lopez, Interim
Board Chair: Dr. Tom Dobbins

PERFORMANCE

Comprehensive detail, including definitions of ratings, performance criteria, and explanations of status, is available on www.ed.sc.gov and www.eoc.sc.gov as well as school and school district websites. Printed versions are available from school districts upon request.

YEAR	ABSOLUTE RATING	GROWTH RATING	PALMETTO GOLD/SILVER AWARD	AYP STATUS	NCLB IMPROVEMENT STATUS
2008	Average	At-Risk	TBD	Not Met	N/A
2007	Average	Below Average	Silver	Not Met	N/A
2006	Average	Good	Silver	Not Met	N/A

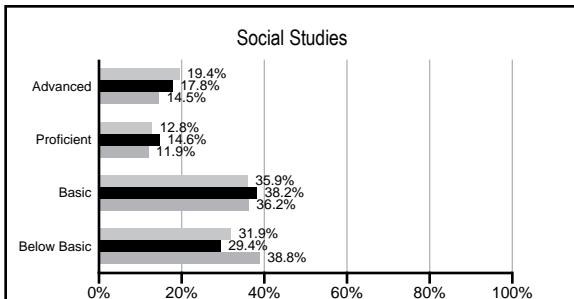
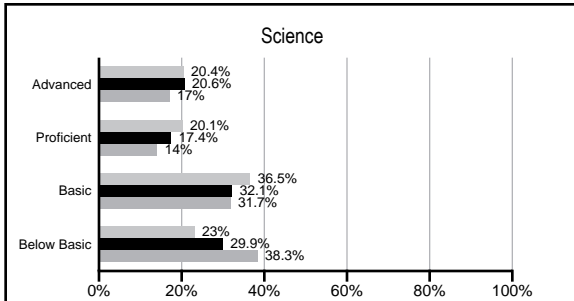
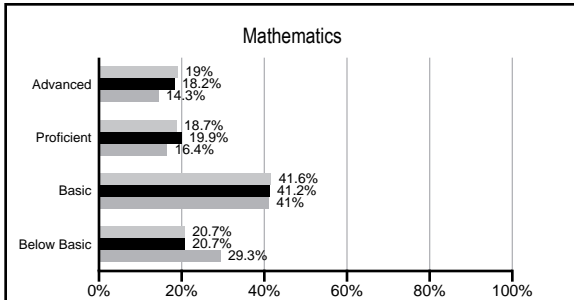
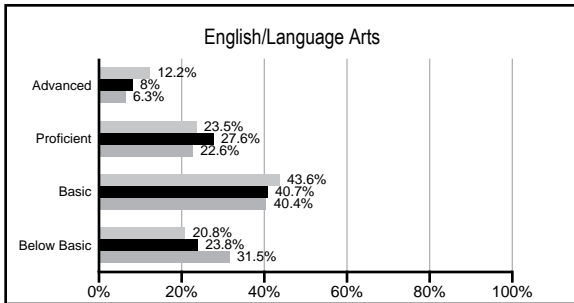
ABSOLUTE RATINGS OF MIDDLE SCHOOLS WITH STUDENTS LIKE OURS*

EXCELLENT	GOOD	AVERAGE	BELOW AVERAGE	AT-RISK
0	2	31	12	2

* Ratings are calculated with data available by 03/02/2009. Schools with Students like Ours are Middle Schools with poverty indices of no more than 5% above or below the index for this school.



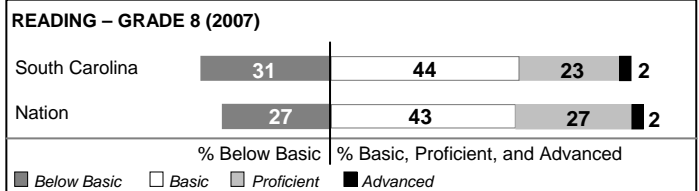
PACT PERFORMANCE

Our School Middle Schools with Students Like Ours Middle schools statewide



NAEP PERFORMANCE*

* Performance reported for SC and nation, data not available at school level. Percentages at NAEP Achievement Levels.



END OF COURSE TESTS - 2008

% of students scoring 70 or above on:	Our Middle School	Middle Schools with Students Like Ours
Algebra 1/Math for the Technologies 2	97.1%	97.9%
English 1	97.9%	93.2%
Physical Science	0%	47.1%
All Subjects	97.3%	97.1%

SC PERFORMANCE GOAL

2010 Goal:
By 2010, SC's student achievement will be ranked in the top half of the states nationally. To achieve this goal, we must become one of the fastest improving systems in the country.

2020 Goal: TBD

Abbreviations Key

N/A Not Applicable N/AV Not Available N/C Not Collected N/R Not Reported I/S Insufficient Sample TBD To be determined
 NI Newly Identified CSI Continuing School Improvement CA Corrective Action RP Plan to Restructure R Restructure DELAY School Improvement Status HOLD School Improvement Status

Riverside Middle [Anderson 4]

SCHOOL PROFILE

	Our School	Change from Last Year	Middle Schools with Students Like Ours	Median Middle School
Students (n=441)				
Students enrolled in high school credit courses (grades 7 & 8)	54.0%	Up from 30.9%	27.7%	19.4%
Retention rate	0.5%	Down from 1.3%	1.6%	1.8%
Attendance rate	96.4%	Down from 96.7%	95.7%	95.8%
Eligible for gifted and talented	18.7%	Up from 17.7%	18.8%	15.3%
With disabilities other than speech	14.0%	Down from 15.3%	13.1%	12.9%
Out-of-school suspensions or expulsions for violent &/or criminal offenses	1.4%	Up from 0.3%	0.8%	0.7%
Annual dropout rate	0.2%	Up from 0.0%	0.0%	0.0%
Teachers (n=35)				
Teachers with advanced degrees	54.3%	Up from 47.6%	57.6%	55.0%
Continuing contract teachers	74.3%	Down from 76.2%	75.0%	70.6%
Teachers with emergency or provisional certificates	3.8%	Up from 0.0%	4.5%	5.4%
Teachers returning from previous year	82.6%	Down from 85.1%	86.8%	83.4%
Teacher attendance rate	96.0%	Down from 96.3%	95.0%	94.9%
Average teacher salary	\$43,707	Up 4.1%	\$45,357	\$44,706
Classes not taught by highly qualified teachers	1.9%	Up from 0.0%	0.6%	2.9%
School				
Principal's years at school	5.0	Up from 4.0	3.5	3.0
Student-teacher ratio in core subjects	21.4 to 1	Down from 31.2 to 1	22.6 to 1	20.1 to 1
Prime instructional time	92.3%	Down from 92.9%	89.0%	89.3%
Opportunities in the arts	Good	No Change	Good	Good
SACS accreditation	Yes	No Change	Yes	Yes
Character development program	Excellent	No Change	Good	Good
Dollars spent per pupil*	\$6,760	Down 1.1%	\$6,544	\$7,097
Percent of expenditures for instruction*	59.1%	Up from 58.6%	64.3%	64.4%
Percent of expenditures for teacher salaries*	48.4%	Down from 55.9%	60.1%	59.4%
% of AYP objectives met	71.4%		71.4%	69.0%

* Prior year audited financial data available.

EVALUATION RESULTS

	Teachers	Students*	Parents*
Number of surveys returned	26	209	56
Percent satisfied with learning environment	100.0%	90.4%	83.6%
Percent satisfied with social and physical environment	100.0%	91.3%	90.7%
Percent satisfied with school-home relations	100.0%	88.5%	85.2%

*Only students at the highest middle school grade level at this school and their parents were included.

REPORT OF PRINCIPAL AND SCHOOL IMPROVEMENT COUNCIL

State recognition of the exceptional learning environment at Riverside Middle School capped off 2007-2008 as Riverside earned the prestigious Palmetto's Finest Award. The rigorous selection process affirmed the school's pursuit of high student performance, teacher excellence, quality professional staff training, strong community involvement, and program goals. Noted as one of the most coveted awards among South Carolina schools, Riverside was the sole middle school to receive this honor in 2008 and the first Anderson School District Four school to ever receive this award.

While there were many other accomplishments worth noting, a few that rise to the top include the following: a 120% increase in the number of students taking high school credit classes; 1st place honors in AOP regional science fair; band students taking home OPA honors; and athletic programs accumulating a 55-12 record during the year. New programs that proved to be successful included the implementation of Academic Advocates for all students, breakfast in the classroom for all, various new incentive programs, Geometry offered to 8th graders, and IBA offered to all students.

Two additional programs that quickly became favorites among the Riverside family were the morning assembly and literacy programs. Each day began with a morning assembly where students, staff, and community members gathered for announcements, the pledge of allegiance, a moment of silence, and "Words of Wisdom." When the year was over, 170 community members and leaders had presented the daily Words of Wisdom, which targeted important character and behavior traits for success.

Equally exciting was to see student reading hitting an all-time high thanks to the addition of a literacy coach and programs like Self Selective Reading (SSR). Not only did students log an additional 20 minutes of reading each day, but they loved doing it. Even parents stated that their children had never read so much in their lives. In addition, faculty and student book chats grew in numbers as the year progressed.

While we celebrate a monumental year, it also serves as a reminder of the ongoing work needed to inspire the best learning. At the core is commitment and passion. In the heart is the belief that learning is about every child and every opportunity. Student success at RMS; we accept nothing than the best!

Kevin Black, Principal
Teresa Yeargin, SIC Chairperson

Comprehensive detail, including definitions of rating, performance criteria, and explanations of status, is available on www.ed.sc.gov and www.eoc.sc.gov as well as school and school district websites.

Printed versions are available from school districts upon request.

Abbreviations Key

N/A Not Applicable N/AV Not Available N/C Not Collected N/R Not Reported I/S Insufficient Sample TBD To be determined
NI Newly Identified CSI Continuing School Improvement CA Corrective Action RP Plan to Restructure R Restructure DELAY School Improvement Status HOLD School Improvement Status