



SC Annual School Report Card Summary

**Starr-Iva Middle
Anderson 3**

Grades: 6-8

Enrollment: 596

Principal: Mike Ruthsatz

Superintendent: L. Hugh Smith

Board Chair: Curtis Wiles

PERFORMANCE

Comprehensive detail, including definitions of ratings, performance criteria, and explanations of status, is available on www.ed.sc.gov and www.eoc.sc.gov as well as school and school district websites. Printed versions are available from school districts upon request.

YEAR	ABSOLUTE RATING	GROWTH RATING	PALMETTO GOLD/SILVER AWARD	AYP STATUS	NCLB IMPROVEMENT STATUS
2008	Below Average	At-Risk	TBD	Not Met	NI
2007	Below Average	At-Risk	N/A	Not Met	N/A
2006	Below Average	At-Risk	N/A	Not Met	N/A

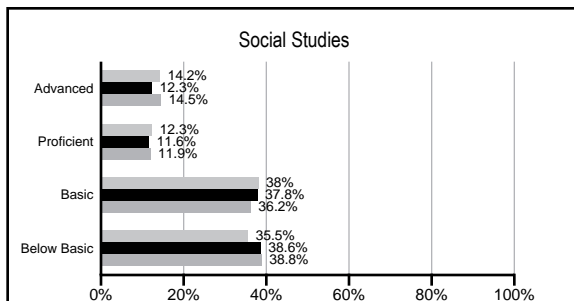
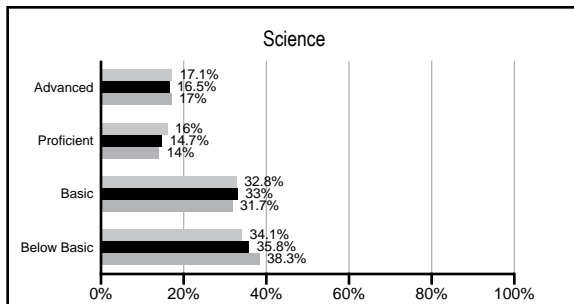
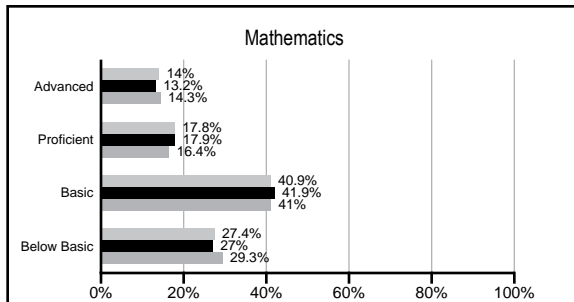
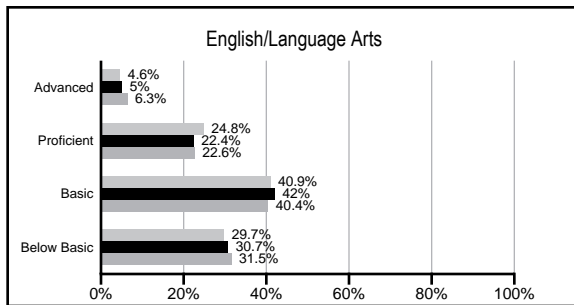
ABSOLUTE RATINGS OF MIDDLE SCHOOLS WITH STUDENTS LIKE OURS*

EXCELLENT	GOOD	AVERAGE	BELOW AVERAGE	AT-RISK
0	0	15	30	5

* Ratings are calculated with data available by 03/02/2009. Schools with Students like Ours are Middle Schools with poverty indices of no more than 5% above or below the index for this school.

PACT PERFORMANCE


Our School Middle Schools with Students Like Ours Middle schools statewide




NAEP PERFORMANCE*

* Performance reported for SC and nation, data not available at school level. Percentages at NAEP Achievement Levels.

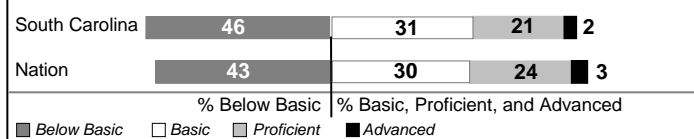
READING - GRADE 8 (2007)



MATH - GRADE 8 (2007)



SCIENCE - GRADE 8 (2005)



END OF COURSE TESTS - 2008

% of students scoring 70 or above on:	Our Middle School	Middle Schools with Students Like Ours
Algebra 1/Math for the Technologies 2	97.2%	97.0%
English 1	100.0%	96.7%
Physical Science	0%	50.0%
All Subjects	98.7%	96.3%

SC PERFORMANCE GOAL

2010 Goal:

By 2010, SC's student achievement will be ranked in the top half of the states nationally. To achieve this goal, we must become one of the fastest improving systems in the country.

2020 Goal: TBD

Abbreviations Key

N/A Not Applicable N/AV Not Available N/C Not Collected N/R Not Reported I/S Insufficient Sample TBD To be determined
NI Newly Identified CSI Continuing School Improvement CA Corrective Action RP Plan to Restructure R Restructure DELAY School Improvement Status HOLD School Improvement Status

Starr-Iva Middle [Anderson 3]

SCHOOL PROFILE

	Our School	Change from Last Year	Middle Schools with Students Like Ours	Median Middle School
Students (n=596)				
Students enrolled in high school credit courses (grades 7 & 8)	11.5%	Up from 9.0%	19.8%	19.4%
Retention rate	0.7%	Down from 0.9%	1.7%	1.8%
Attendance rate	94.4%	Down from 95.4%	95.8%	95.8%
Eligible for gifted and talented	17.7%	Up from 15.9%	16.5%	15.3%
With disabilities other than speech	19.5%	Up from 15.4%	14.2%	12.9%
Out-of-school suspensions or expulsions for violent &/or criminal offenses	0.2%	Up from 0.0%	0.6%	0.7%
Annual dropout rate	0.2%	Up from 0.0%	0.0%	0.0%
Teachers (n=47)				
Teachers with advanced degrees	27.7%	Down from 34.0%	53.3%	55.0%
Continuing contract teachers	55.3%	Down from 66.0%	73.7%	70.6%
Teachers with emergency or provisional certificates	7.4%	Up from 3.1%	5.4%	5.4%
Teachers returning from previous year	78.6%	Up from 75.6%	84.5%	83.4%
Teacher attendance rate	95.0%	Down from 95.1%	94.8%	94.9%
Average teacher salary	\$39,336	Up 0.7%	\$44,211	\$44,706
Classes not taught by highly qualified teachers	0.0%	No Change	2.9%	2.9%
School				
Principal's years at school	4.0	Up from 3.0	3.0	3.0
Student-teacher ratio in core subjects	15.3 to 1	Down from 16.4 to 1	19.4 to 1	20.1 to 1
Prime instructional time	86.1%	Down from 88.1%	89.2%	89.3%
Opportunities in the arts	Good	No Change	Good	Good
SACS accreditation	Yes	No Change	Yes	Yes
Character development program	Excellent	No Change	Good	Good
Dollars spent per pupil*	\$7,284	Up 18.0%	\$6,988	\$7,097
Percent of expenditures for instruction*	62.1%	Down from 62.7%	64.8%	64.4%
Percent of expenditures for teacher salaries*	55.8%	Down from 60.0%	60.6%	59.4%
% of AYP objectives met	71.4%		68.0%	69.0%

* Prior year audited financial data available.

REPORT OF PRINCIPAL AND SCHOOL IMPROVEMENT COUNCIL

"Character with Academics, Athletics, and the Arts" continues to be the focus of Starr-Iva Middle School. Our mission, as a school dedicated to academic excellence and guided by a supportive staff, is to prepare students for high school by promoting lifelong learning through a challenging, standards-driven curriculum in a safe, stimulating environment. Our character theme for the year was "Signs of Success." Each month a character trait was emphasized to encourage the school community to show positive signs of character in daily interactions.

Our school community worked together with a renewed emphasis on the curriculum standards. Extra classes were provided in Math and Science as extensions to the core academic curriculum. Our Star Assistance program was implemented to provide extra assistance and/or enrichment with the academics to our student body. Our Morning Cub Assistance Program was utilized to give assistance with homework, reviews for the day, and study time for tests. Our Star Math and Star Reading Assessments were used to follow the progress of our students as the year developed. Our academics were enhanced through the use of our four computer labs with our Compass Learning Program and iMac Program. Instructional delivery was greatly enhanced through the use of additional technology such as visual presenters, SMART boards, slates, and class response systems. Through our mobile computer lab, our students had access to laptops to complete research.

Our goal is to continue to show signs of success in all of our learning adventures. Community members, families, our staff and faculty, and students are working together to make our school a great place to learn and work. "Together we choose to make a difference."

Carolyn Brown, Principal
Carolyn Sanders, SIC Chairperson

EVALUATION RESULTS

	Teachers	Students*	Parents*
Number of surveys returned	43	189	103
Percent satisfied with learning environment	93.0%	76.2%	78.6%
Percent satisfied with social and physical environment	95.3%	87.2%	82.4%
Percent satisfied with school-home relations	93.0%	84.0%	84.3%

*Only students at the highest middle school grade level at this school and their parents were included.

Comprehensive detail, including definitions of rating, performance criteria, and explanations of status, is available on www.ed.sc.gov and www.eoc.sc.gov as well as school and school district websites.

Printed versions are available from school districts upon request.

Abbreviations Key

N/A Not Applicable N/AV Not Available N/C Not Collected N/R Not Reported I/S Insufficient Sample TBD To be determined
NI Newly Identified CSI Continuing School Improvement CA Corrective Action RP Plan to Restructure R Restructure DELAY School Improvement Status HOLD School Improvement Status