



SC Annual School Report Card Summary

Midland Valley Preparatory School

Aiken

Grades: PK-8

Enrollment: 166

Principal: Lilian Thomas-Wilson

Superintendent: Dr. Elizabeth Everitt

Board Chair: Dr. Christine Sanders

PERFORMANCE

Comprehensive detail, including definitions of ratings, performance criteria, and explanations of status, is available on www.ed.sc.gov and www.eoc.sc.gov as well as school and school district websites. Printed versions are available from school districts upon request.

YEAR	ABSOLUTE RATING	GROWTH RATING	PALMETTO GOLD/SILVER AWARD	AYP STATUS	NCLB IMPROVEMENT STATUS
2008	At-Risk	Below Average	TBD	Not Met	N/A
2007	Below Average	Below Average	Silver	Met	N/A
2006	Below Average	Average	N/A	Met	NI-DELAY

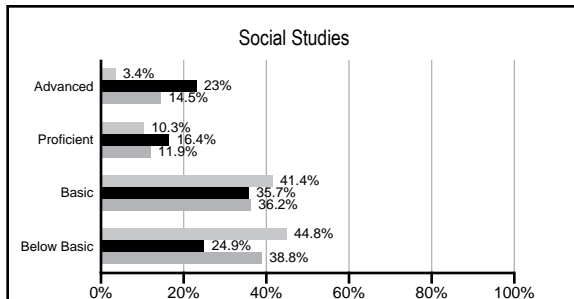
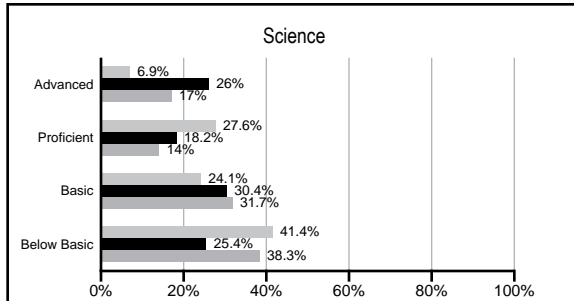
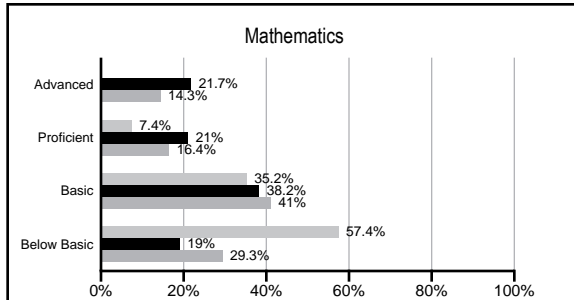
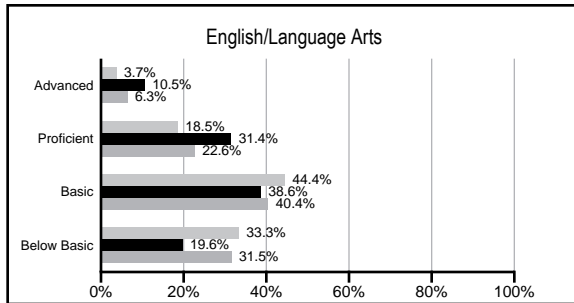
ABSOLUTE RATINGS OF MIDDLE SCHOOLS WITH STUDENTS LIKE OURS*

EXCELLENT	GOOD	AVERAGE	BELOW AVERAGE	AT-RISK
0	8	20	2	1

* Ratings are calculated with data available by 03/02/2009. Schools with Students like Ours are Middle Schools with poverty indices of no more than 5% above or below the index for this school.

PACT PERFORMANCE


Our School Middle Schools with Students Like Ours Middle schools statewide




NAEP PERFORMANCE*

* Performance reported for SC and nation, data not available at school level. Percentages at NAEP Achievement Levels.


READING - GRADE 8 (2007)



MATH - GRADE 8 (2007)



SCIENCE - GRADE 8 (2005)



END OF COURSE TESTS - 2008

% of students scoring 70 or above on:	Our Middle School	Middle Schools with Students Like Ours
Algebra 1/Math for the Technologies 2	41.7%	97.2%
English 1	58.3%	97.0%
Physical Science	0%	43.8%
All Subjects	50.0%	97.1%

SC PERFORMANCE GOAL

2010 Goal:

By 2010, SC's student achievement will be ranked in the top half of the states nationally. To achieve this goal, we must become one of the fastest improving systems in the country.

2020 Goal: TBD

Abbreviations Key

N/A Not Applicable N/AV Not Available N/C Not Collected N/R Not Reported I/S Insufficient Sample TBD To be determined
 NI Newly Identified CSI Continuing School Improvement CA Corrective Action RP Plan to Restructure R Restructure DELAY School Improvement Status HOLD School Improvement Status

Midland Valley Preparatory School [Aiken]

SCHOOL PROFILE

	Our School	Change from Last Year	Middle Schools with Students Like Ours	Median Middle School
Students (n=166)				
Students enrolled in high school credit courses (grades 7 & 8)	45.5%	Up from 34.8%	22.8%	19.4%
Retention rate	6.0%	Up from 5.4%	1.6%	1.8%
Attendance rate	95.7%	Up from 95.4%	95.9%	95.8%
Eligible for gifted and talented	0.0%	No Change	18.9%	15.3%
With disabilities other than speech	10.1%	Up from 3.4%	13.1%	12.9%
Out-of-school suspensions or expulsions for violent &/or criminal offenses	0.0%	No Change	0.7%	0.7%
Annual dropout rate	0.0%	No Change	0.0%	0.0%
Teachers (n=12)				
Teachers with advanced degrees	14.3%	Down from 42.9%	58.3%	55.0%
Continuing contract teachers	14.3%	N/A	76.1%	70.6%
Teachers with emergency or provisional certificates	0.0%	No Change	4.2%	5.4%
Teachers returning from previous year	N/A	N/A	86.9%	83.4%
Teacher attendance rate	95.6%	Down from 96.1%	95.1%	94.9%
Average teacher salary	\$28,442	N/A	\$45,344	\$44,706
Classes not taught by highly qualified teachers	28.2%	Up from 23.1%	0.7%	2.9%
School				
Principal's years at school	7.0	Up from 5.5	3.0	3.0
Student-teacher ratio in core subjects	15.1 to 1	Up from 10.9 to 1	21.4 to 1	20.1 to 1
Prime instructional time	89.5%	Down from 90.2%	88.9%	89.3%
Opportunities in the arts	Good	Down from Excellent	Good	Good
SACS accreditation	No	No Change	Yes	Yes
Character development program	Average	Down from Excellent	Good	Good
Dollars spent per pupil*	\$6,441	Up 11.3%	\$6,744	\$7,097
Percent of expenditures for instruction*	26.0%	Down from 49.0%	63.6%	64.4%
Percent of expenditures for teacher salaries*	55.7%	Up from 46.5%	59.4%	59.4%
% of AYP objectives met	77.8%		71.4%	69.0%

* Prior year audited financial data available.

EVALUATION RESULTS

	Teachers	Students*	Parents*
Number of surveys returned	12	14	25
Percent satisfied with learning environment	100.0%	90.9%	95.8%
Percent satisfied with social and physical environment	91.7%	100.0%	96.0%
Percent satisfied with school-home relations	91.7%	91.7%	92.0%

*Only students at the highest middle school grade level at this school and their parents were included.

REPORT OF PRINCIPAL AND SCHOOL IMPROVEMENT COUNCIL

Midland Valley Preparatory just completed the sixth year as a K-8 Charter School in Aiken County. We continue to see great progress in student achievement, which has been evident through statewide testing data and individual student progress. Smaller classrooms continue to allow our teachers to provide more one-on-one assistance than in a typical traditional classroom.

The Core Knowledge Curriculum has been the driving force in our academic progress. This program raises the bar for our students. Our expectations are that each student will be successful, and our goal is to help them reach this bar rather than lower it for them. This attitude permeates our program as evidenced in our staff's desire to do more in their classrooms. Our teachers have frequently attended the Core Knowledge National Conference which has strengthened their ability to present this high functioning curriculum. Projects and many field trip experiences reinforce our mission of providing a hands-on learning environment.

Our third grade class scored 100% Met Standards for Language Arts on the 2007 PACT testing. This class outscored all the Elementary Schools in Aiken County. We are very proud of this group of students. This class was the original 4K Class at Midland Valley Preparatory School when it opened in 2002. This group is the true testament of what our program is about and that it works.

This year our middle school students competed in the SRS Regional Future City Competition and received an award for "The Most Innovative Power Generation System". This competition commences over several months and concludes with a presentation of a model city built to scale. Our school is very proud of these student's who have received this award twice in their first two years of competition.

As a charter school, we are charged with the responsibility of building our own facility. This has been a focus of our Executive Board since the school opened in 2002. We are looking forward to being able to construct another permanent building to house our students but have had to struggle with a limited operating budget under the guidelines of the South Carolina Charter Schools Act. We have become a firm believer in the phrase, "It is not what the walls look like but what occurs within the walls that matter!" Our small school has been successful even though we do not have a lunch room, a gym or a library.

Despite our challenges, our school has successfully met the AYP objectives for the second year and has been named as one of only two Aiken County Middle School's of Choice. The list of students seeking enrollment continues to grow as the community becomes increasingly aware of our success. We wish to thank the many parents who believed in the concept of a charter school. It is with their continued support that we have been able to grow in becoming a school family. We are looking forward to what the 2008-2009 school year has in store for our school.

Lilian Thomas-Wilson, Founder and Administrator

Comprehensive detail, including definitions of rating, performance criteria, and explanations of status, is available on www.ed.sc.gov and www.eoc.sc.gov as well as school and school district websites.

Printed versions are available from school districts upon request.

Abbreviations Key

N/A Not Applicable N/AV Not Available N/C Not Collected N/R Not Reported I/S Insufficient Sample TBD To be determined
NI Newly Identified CSI Continuing School Improvement CA Corrective Action RP Plan to Restructure R Restructure DELAY School Improvement Status HOLD School Improvement Status