



# SC Annual School Report Card Summary

Lloyd-Kennedy Charter School  
Aiken

Grades: 5-8

Enrollment: 31

Principal: Keisha Lloyd-Kennedy

Superintendent: Dr. Elizabeth Everitt

Board Chair: Dr. Christine Sanders

## PERFORMANCE

Comprehensive detail, including definitions of ratings, performance criteria, and explanations of status, is available on [www.ed.sc.gov](http://www.ed.sc.gov) and [www.eoc.sc.gov](http://www.eoc.sc.gov) as well as school and school district websites. Printed versions are available from school districts upon request.

YEAR	ABSOLUTE RATING	GROWTH RATING	PALMETTO GOLD/SILVER AWARD	AYP STATUS	NCLB IMPROVEMENT STATUS
2008	At-Risk	At-Risk	TBD	Not Met	R
2007	At-Risk	At-Risk	N/A	Not Met	RP
2006	At-Risk	At-Risk	N/A	Not Met	CA

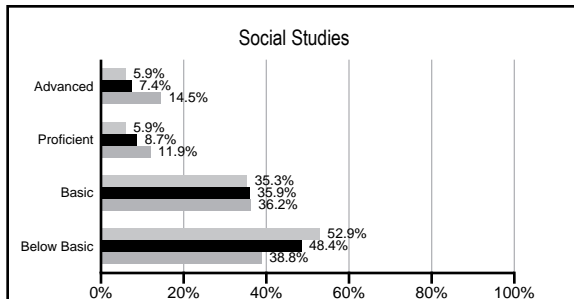
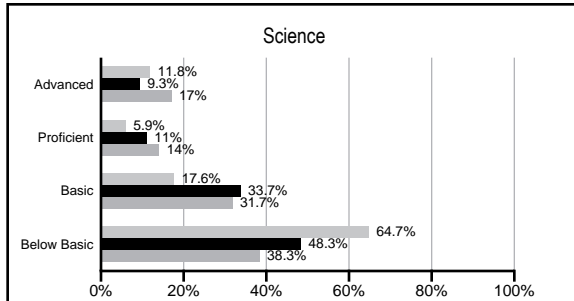
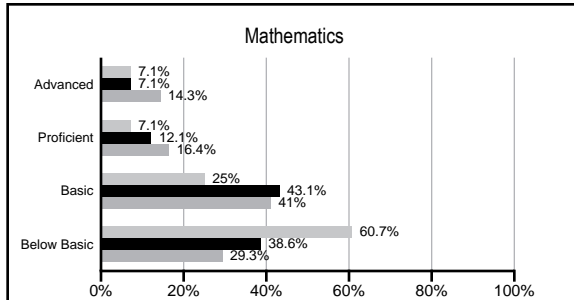
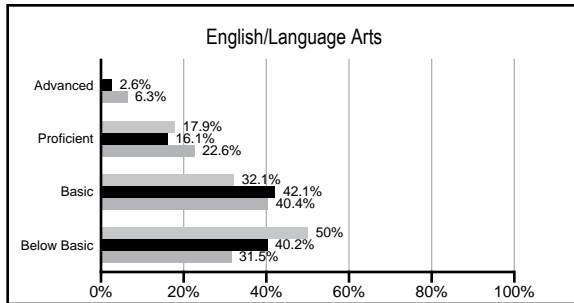
## ABSOLUTE RATINGS OF MIDDLE SCHOOLS WITH STUDENTS LIKE OURS\*

EXCELLENT	GOOD	AVERAGE	BELOW AVERAGE	AT-RISK
0	0	1	11	27

\* Ratings are calculated with data available by 03/02/2009. Schools with Students like Ours are Middle Schools with poverty indices of no more than 5% above or below the index for this school.

## PACT PERFORMANCE


Our School Middle Schools with Students Like Ours Middle schools statewide




## NAEP PERFORMANCE\*

\* Performance reported for SC and nation, data not available at school level. Percentages at NAEP Achievement Levels.


### READING - GRADE 8 (2007)



### MATH - GRADE 8 (2007)



### SCIENCE - GRADE 8 (2005)



## END OF COURSE TESTS - 2008

% of students scoring 70 or above on:	Our Middle School	Middle Schools with Students Like Ours
Algebra 1/Math for the Technologies 2	100.0%	91.7%
English 1	100.0%	90.7%
Physical Science	0%	7.9%
All Subjects	100.0%	89.0%

## SC PERFORMANCE GOAL

2010 Goal:

*By 2010, SC's student achievement will be ranked in the top half of the states nationally. To achieve this goal, we must become one of the fastest improving systems in the country.*

2020 Goal: TBD

### Abbreviations Key

N/A Not Applicable N/AV Not Available N/C Not Collected N/R Not Reported I/S Insufficient Sample TBD To be determined  
NI Newly Identified CSI Continuing School Improvement CA Corrective Action RP Plan to Restructure R Restructure DELAY School Improvement Status HOLD School Improvement Status

# Lloyd-Kennedy Charter School [Aiken]

## SCHOOL PROFILE

	Our School	Change from Last Year	Middle Schools with Students Like Ours	Median Middle School
<b>Students (n=31)</b>				
Students enrolled in high school credit courses (grades 7 & 8)	11.8%	N/R	11.6%	19.4%
Retention rate	9.7%	Down from 16.7%	2.6%	1.8%
Attendance rate	96.4%	Up from 93.0%	95.2%	95.8%
Eligible for gifted and talented	9.4%	Up from 4.8%	7.4%	15.3%
With disabilities other than speech	18.8%	Up from 14.3%	13.9%	12.9%
Out-of-school suspensions or expulsions for violent &/or criminal offenses	0.0%	N/R	0.4%	0.7%
Annual dropout rate	0.0%	No Change	0.0%	0.0%
<b>Teachers (n=6)</b>				
Teachers with advanced degrees	0.0%	No Change	52.9%	55.0%
Continuing contract teachers	0.0%	N/A	55.6%	70.6%
Teachers with emergency or provisional certificates	66.7%	No Change	18.2%	5.4%
Teachers returning from previous year	N/A	N/A	77.0%	83.4%
Teacher attendance rate	96.8%	Down from 97.7%	94.8%	94.9%
Average teacher salary	N/A	I/S	\$43,071	\$44,706
Classes not taught by highly qualified teachers	24.0%	Down from 27.6%	7.1%	2.9%
<b>School</b>				
Principal's years at school	6.0	Up from 5.0	2.0	3.0
Student-teacher ratio in core subjects	6.8 to 1	N/R	16.8 to 1	20.1 to 1
Prime instructional time	93.9%	Up from 92.8%	88.6%	89.3%
Opportunities in the arts	Good	Up from Poor	Good	Good
SACS accreditation	No	No Change	Yes	Yes
Character development program	Excellent	N/R	Good	Good
Dollars spent per pupil*	N/A	N/A	\$8,026	\$7,097
Percent of expenditures for instruction*	N/A	N/A	63.3%	64.4%
Percent of expenditures for teacher salaries*	N/A	N/A	56.9%	59.4%
% of AYP objectives met	60.0%		53.8%	69.0%

\* Prior year audited financial data available.

## REPORT OF PRINCIPAL AND SCHOOL IMPROVEMENT COUNCIL

The mission of the Lloyd Kennedy Charter School (LKCS) is to help those students who are academically, personally and /or socially at-risk. We provide our students with a nurturing environment, individualized learning, small class sizes, and one-on-one instruction. We understand there are various types of students. Some children excel academically, but struggle socially. Other children may be very personable, yet fail to overcome academic delays which broaden their achievement gap. Specifically, the LKCS targets students who are frustrated and have virtually given up on scholastic excellence. We believe it is imperative these children are reached by the school system, as they represent our future.

Typically, the majority of our student population is comprised of children who traditionally score below basic on PACT and are performing below grade level. Yet, our program makes huge gains with these students as evidenced in their educational advancement and increased numerical scores on standardized tests. Although their improvement from below-basic to basic on PACT might be viewed as a gain on AYP report data; our teachers, parents and students see the academic gains our students make every day. Our overall goal is to educate at-risk students through every creative and innovative avenue we can find.

## EVALUATION RESULTS

	Teachers	Students*	Parents*
Number of surveys returned	8	9	8
Percent satisfied with learning environment	87.5%	I/S	I/S
Percent satisfied with social and physical environment	75.0%	I/S	I/S
Percent satisfied with school-home relations	42.9%	I/S	I/S

\*Only students at the highest middle school grade level at this school and their parents were included.

Comprehensive detail, including definitions of rating, performance criteria, and explanations of status, is available on [www.ed.sc.gov](http://www.ed.sc.gov) and [www.eoc.sc.gov](http://www.eoc.sc.gov) as well as school and school district websites.

Printed versions are available from school districts upon request.

### Abbreviations Key

N/A Not Applicable N/AV Not Available N/C Not Collected N/R Not Reported I/S Insufficient Sample TBD To be determined  
NI Newly Identified CSI Continuing School Improvement CA Corrective Action RP Plan to Restructure R Restructure DELAY School Improvement Status HOLD School Improvement Status