



# SC Annual School Report Card Summary

**Aiken Middle  
Aiken**

**Grades: 6-8**

**Enrollment: 682**

**Principal: Brooks Smith**

**Superintendent: Dr. Elizabeth Everitt**

**Board Chair: Dr. Christine Sanders**

## PERFORMANCE

Comprehensive detail, including definitions of ratings, performance criteria, and explanations of status, is available on [www.ed.sc.gov](http://www.ed.sc.gov) and [www.eoc.sc.gov](http://www.eoc.sc.gov) as well as school and school district websites. Printed versions are available from school districts upon request.

YEAR	ABSOLUTE RATING	GROWTH RATING	PALMETTO GOLD/SILVER AWARD	AYP STATUS	NCLB IMPROVEMENT STATUS
2008	Below Average	Below Average	TBD	Not Met	R
2007	Below Average	At-Risk	N/A	Not Met	RP
2006	Below Average	Below Average	N/A	Not Met	CA

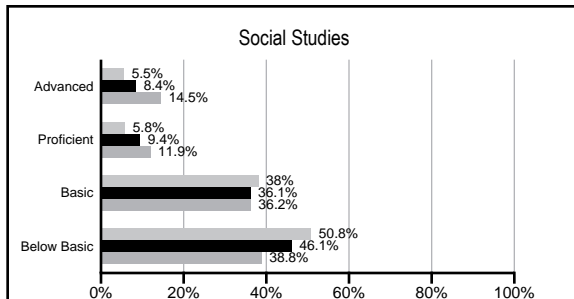
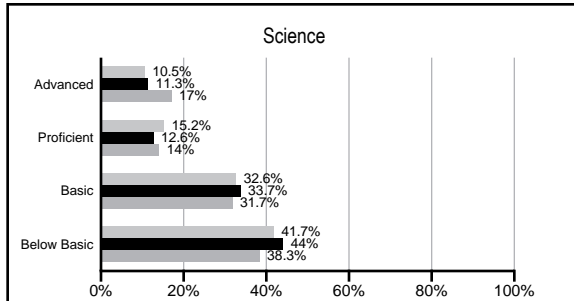
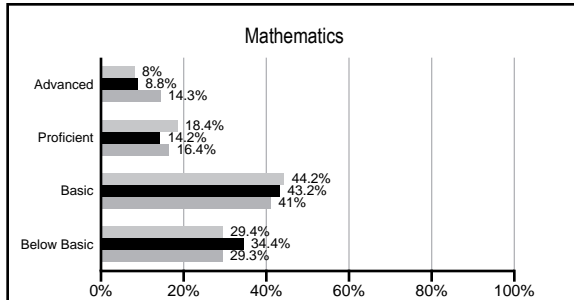
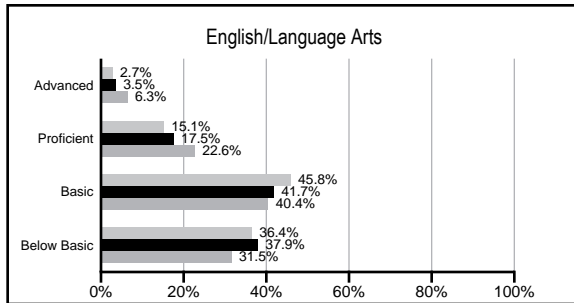
## ABSOLUTE RATINGS OF MIDDLE SCHOOLS WITH STUDENTS LIKE OURS\*

EXCELLENT	GOOD	AVERAGE	BELOW AVERAGE	AT-RISK
0	0	1	19	21

\* Ratings are calculated with data available by 03/02/2009. Schools with Students like Ours are Middle Schools with poverty indices of no more than 5% above or below the index for this school.

## PACT PERFORMANCE


Our School Middle Schools with Students Like Ours Middle schools statewide



## NAEP PERFORMANCE\*

\* Performance reported for SC and nation, data not available at school level. Percentages at NAEP Achievement Levels.


### READING - GRADE 8 (2007)



### MATH - GRADE 8 (2007)



### SCIENCE - GRADE 8 (2005)



## END OF COURSE TESTS - 2008

% of students scoring 70 or above on:	Our Middle School	Middle Schools with Students Like Ours
Algebra 1/Math for the Technologies 2	96.7%	94.0%
English 1	96.8%	94.3%
Physical Science	0%	0%
All Subjects	96.7%	92.3%

## SC PERFORMANCE GOAL

2010 Goal:

*By 2010, SC's student achievement will be ranked in the top half of the states nationally. To achieve this goal, we must become one of the fastest improving systems in the country.*

2020 Goal: TBD

### Abbreviations Key

N/A Not Applicable N/AV Not Available N/C Not Collected N/R Not Reported I/S Insufficient Sample TBD To be determined  
NI Newly Identified CSI Continuing School Improvement CA Corrective Action RP Plan to Restructure R Restructure DELAY School Improvement Status HOLD School Improvement Status

# Aiken Middle [Aiken]

## SCHOOL PROFILE

	Our School	Change from Last Year	Middle Schools with Students Like Ours	Median Middle School
<b>Students (n=682)</b>				
Students enrolled in high school credit courses (grades 7 & 8)	50.2%	Up from 48.8%	15.2%	19.4%
Retention rate	3.1%	Up from 2.6%	3.1%	1.8%
Attendance rate	95.1%	Up from 94.2%	95.4%	95.8%
Eligible for gifted and talented	14.5%	Up from 12.3%	11.3%	15.3%
With disabilities other than speech	12.9%	Up from 11.5%	13.9%	12.9%
Out-of-school suspensions or expulsions for violent &/or criminal offenses	1.6%	Up from 1.3%	0.9%	0.7%
Annual dropout rate	0.4%	Up from 0.2%	0.0%	0.0%
<b>Teachers (n=43)</b>				
Teachers with advanced degrees	55.8%	Up from 50.0%	53.9%	55.0%
Continuing contract teachers	76.7%	Up from 75.0%	63.0%	70.6%
Teachers with emergency or provisional certificates	5.0%	Down from 5.3%	8.3%	5.4%
Teachers returning from previous year	90.5%	Up from 87.9%	80.2%	83.4%
Teacher attendance rate	94.2%	Down from 95.0%	95.0%	94.9%
Average teacher salary	\$48,893	Up 4.7%	\$44,443	\$44,706
Classes not taught by highly qualified teachers	3.4%	Up from 2.9%	3.0%	2.9%
<b>School</b>				
Principal's years at school	2.0	Up from 1.0	2.0	3.0
Student-teacher ratio in core subjects	26.7 to 1	Up from 25.3 to 1	19.7 to 1	20.1 to 1
Prime instructional time	88.6%	Up from 88.1%	88.7%	89.3%
Opportunities in the arts	Good	Up from Poor	Good	Good
SACS accreditation	Yes	No Change	Yes	Yes
Character development program	Average	Up from Below Average	Good	Good
Dollars spent per pupil*	\$6,080	Down 0%	\$7,496	\$7,097
Percent of expenditures for instruction*	66.1%	Down from 69.4%	63.8%	64.4%
Percent of expenditures for teacher salaries*	62.0%	Down from 64.7%	58.8%	59.4%
% of AYP objectives met	60.9%		61.9%	69.0%

\* Prior year audited financial data available.

## EVALUATION RESULTS

	Teachers	Students*	Parents*
Number of surveys returned	40	205	75
Percent satisfied with learning environment	97.5%	63.9%	68.5%
Percent satisfied with social and physical environment	94.9%	67.2%	62.2%
Percent satisfied with school-home relations	55.0%	78.5%	57.5%

\*Only students at the highest middle school grade level at this school and their parents were included.

## REPORT OF PRINCIPAL AND SCHOOL IMPROVEMENT COUNCIL

The mission of Aiken Middle School is to provide a strong educational foundation, thus, enabling students to become lifelong learners and productive citizens who are able to meet the challenges of the 21st Century. For the 2007–2008 school year, programs including performing arts, creative arts, athletics, and academics for both the general population of students as well as for the academically gifted students have continued to thrive. Our Parent Teacher Organization, Title One Planning Team and School Improvement Council have endeavored in concert to insure our efforts are meeting our students' needs. We provide remedial programs for students who are not making satisfactory academic progress and need additional assistance as well as advanced classes to challenge our academically gifted students. Our exploratory programs also provide students the opportunity to develop their interests in the arts and vocational fields.

This school year Aiken Middle School implemented a "pod" system in the 6th and 7th grades. This enabled our school to have "schools within a school" giving each of our students in those groups more individualized strategies of instruction. Each of these "pods" became a family of learners this year.

Some of our notable accomplishments this year include the following: Our Academic Team became county middle school champions; Fourteen 8th graders qualified as S.C. Junior Scholars; two students won the Sertoma Club Heritage Poster Contest; an 8th grader qualified for the State Geography Bee competition; three students were winners of Daughters of the American Revolution essay, and a 6th grader won the state DAR contest; thirty students made County Honor Band; eighteen students made South Carolina Region Band; two students made Honor Band; two students made alternate positions in the All-State Band.; the 7th Ggade and 8th grade Bands earned Superior Ratings at The USCA Concert Festival; the 8th grade band and jazz band earned first place honors at the Fiesta-Val National Music competition in Gatlinburg, TN, and the students' combined scores were the highest of any school thus giving Aiken Middle the title of "Grand Champions."

As we continue to enthusiastically assist our students toward achieving success in our school and beyond, we welcome and appreciate the continued support from our parents and the community.

Brooks Smith, Principal  
Stacie Steele, SIC Chairman

Comprehensive detail, including definitions of rating, performance criteria, and explanations of status, is available on [www.ed.sc.gov](http://www.ed.sc.gov) and [www.eoc.sc.gov](http://www.eoc.sc.gov) as well as school and school district websites.

Printed versions are available from school districts upon request.

### Abbreviations Key

N/A Not Applicable N/AV Not Available N/C Not Collected N/R Not Reported I/S Insufficient Sample TBD To be determined  
NI Newly Identified CSI Continuing School Improvement CA Corrective Action RP Plan to Restructure R Restructure DELAY School Improvement Status HOLD School Improvement Status