



SC Annual School Report Card Summary

Ridge Spring-Monetta Elementary
Aiken

Grades: PK-8

Enrollment: 673

Principal: Jim Hooper

Superintendent: Dr. Elizabeth Everitt

Board Chair: Dr. Christine Sanders

PERFORMANCE

Comprehensive detail, including definitions of ratings, performance criteria, and explanations of status, is available on www.ed.sc.gov and www.eoc.sc.gov as well as school and school district websites. Printed versions are available from school districts upon request.

YEAR	ABSOLUTE RATING	GROWTH RATING	PALMETTO GOLD/SILVER AWARD	AYP STATUS	NCLB IMPROVEMENT STATUS
2008	At-Risk	Below Average	TBD	Not Met	R
2007	At-Risk	At-Risk	Silver	Not Met	RP
2006	Below Average	Good	N/A	Not Met	CA

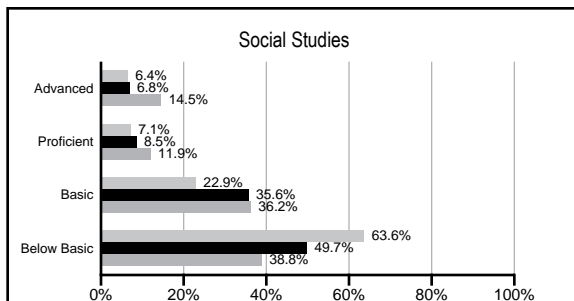
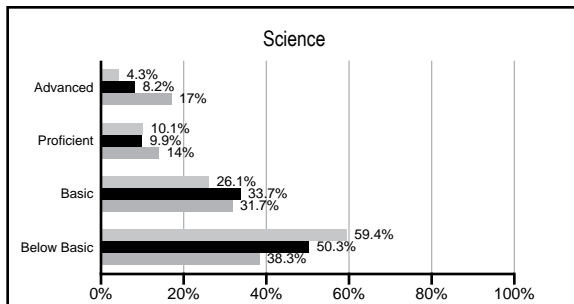
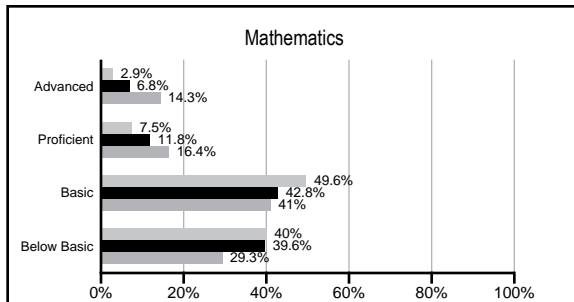
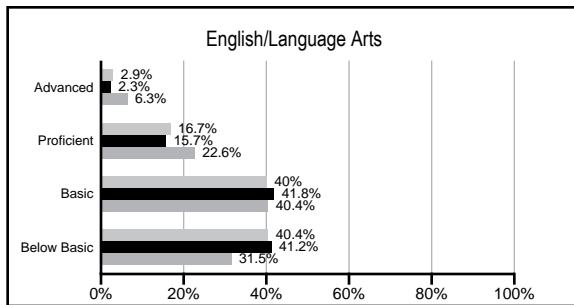
ABSOLUTE RATINGS OF MIDDLE SCHOOLS WITH STUDENTS LIKE OURS*

EXCELLENT	GOOD	AVERAGE	BELOW AVERAGE	AT-RISK
0	0	1	9	31

* Ratings are calculated with data available by 03/02/2009. Schools with Students like Ours are Middle Schools with poverty indices of no more than 5% above or below the index for this school.



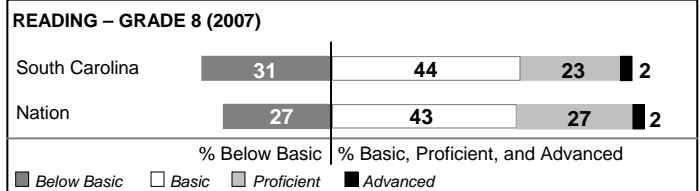
PACT PERFORMANCE

Our School Middle Schools with Students Like Ours Middle schools statewide



NAEP PERFORMANCE*

* Performance reported for SC and nation, data not available at school level. Percentages at NAEP Achievement Levels.



END OF COURSE TESTS - 2008

% of students scoring 70 or above on:	Our Middle School	Middle Schools with Students Like Ours
Algebra 1/Math for the Technologies 2	96.0%	90.2%
English 1	92.0%	89.0%
Physical Science	0%	15.7%
All Subjects	94.0%	87.5%

SC PERFORMANCE GOAL

2010 Goal:

By 2010, SC's student achievement will be ranked in the top half of the states nationally. To achieve this goal, we must become one of the fastest improving systems in the country.

2020 Goal: TBD

Abbreviations Key

N/A Not Applicable N/AV Not Available N/C Not Collected N/R Not Reported I/S Insufficient Sample TBD To be determined
NI Newly Identified CSI Continuing School Improvement CA Corrective Action RP Plan to Restructure R Restructure DELAY School Improvement Status HOLD School Improvement Status

Ridge Spring-Monetta Elementary [Aiken]

SCHOOL PROFILE

	Our School	Change from Last Year	Middle Schools with Students Like Ours	Median Middle School
Students (n=673)				
Students enrolled in high school credit courses (grades 7 & 8)	16.1%	Up from 15.6%	13.2%	19.4%
Retention rate	2.6%	Down from 3.7%	2.6%	1.8%
Attendance rate	95.2%	No Change	95.2%	95.8%
Eligible for gifted and talented	9.2%	Down from 9.7%	10.0%	15.3%
With disabilities other than speech	6.7%	Up from 6.3%	13.9%	12.9%
Out-of-school suspensions or expulsions for violent &/or criminal offenses	0.4%	Up from 0.0%	0.6%	0.7%
Annual dropout rate	0.0%	No Change	0.0%	0.0%
Teachers (n=52)				
Teachers with advanced degrees	53.8%	Up from 48.2%	53.4%	55.0%
Continuing contract teachers	65.4%	Down from 76.8%	57.3%	70.6%
Teachers with emergency or provisional certificates	5.0%	Up from 4.7%	17.6%	5.4%
Teachers returning from previous year	86.7%	Down from 90.4%	77.0%	83.4%
Teacher attendance rate	94.5%	Down from 94.6%	94.9%	94.9%
Average teacher salary	\$45,395	Up 4.4%	\$44,195	\$44,706
Classes not taught by highly qualified teachers	1.8%	Down from 2.5%	3.9%	2.9%
School				
Principal's years at school	13.0	Up from 12.0	2.0	3.0
Student-teacher ratio in core subjects	15.9 to 1	Down from 16.4 to 1	17.7 to 1	20.1 to 1
Prime instructional time	88.3%	Up from 88.2%	88.6%	89.3%
Opportunities in the arts	Good	No Change	Good	Good
SACS accreditation	Yes	No Change	Yes	Yes
Character development program	Good	Down from Excellent	Good	Good
Dollars spent per pupil*	\$7,714	Up 9.1%	\$7,666	\$7,097
Percent of expenditures for instruction*	69.7%	Down from 70.0%	63.2%	64.4%
Percent of expenditures for teacher salaries*	63.6%	Down from 63.7%	58.5%	59.4%
% of AYP objectives met	57.1%		57.5%	69.0%

* Prior year audited financial data available.

EVALUATION RESULTS

	Teachers	Students*	Parents*
Number of surveys returned	39	37	42
Percent satisfied with learning environment	74.4%	81.1%	69.0%
Percent satisfied with social and physical environment	61.5%	73.0%	58.5%
Percent satisfied with school-home relations	46.2%	94.6%	64.3%

*Only students at the highest middle school grade level at this school and their parents were included.

REPORT OF PRINCIPAL AND SCHOOL IMPROVEMENT COUNCIL

This has been a good year at Ridge Spring-Monetta Elementary/Middle School. All students were provided with an appropriate curriculum that related to their needs, learning styles, and interests. Students learned in a physical and social environment that was safe, secure, healthful, and conducive to learning.

Among our accomplishments are the following: Technical Assistance Grant; two Westinghouse Grants; one EAA Grant; one Arts Infusion Grant; First Steps Grant; two Junior Scholars; EAA Afterschool Program for grades K-8; summer program for grades K-7; Keyboarding Class for grades 1-8; leveled bookroom to support Early Literacy; all Speech, Special Education, and K-3 teachers trained in the Reading First Model; and a Reading coach for K-3 classrooms.

Our teachers worked very hard this year. All grade levels focused on a Balanced Literacy Model for reading and writing while building classroom libraries. All classes in grades K-6 had at least 90 minutes devoted to ELA instruction. All ELA and Math teachers participated in intense staff development on Best Practices in Instruction. With Title One and Reading First, we purchased additional books for the Leveled Bookroom.

Becky Hughes was selected as Teacher of the Year and Margaret Campbell was selected as our Reading Teacher of the Year. Mrs. Campbell also received the Aiken County Reading Teacher of the Year.

Because of our 74.58% poverty level, Ridge Spring-Monetta Elementary/Middle is a Title One School. We received funds for salaries, materials, staff development, and parenting. According to our recent SACS survey, 100% of our faculty identified the need for greater parent involvement.

Ridge Spring-Monetta Elementary/Middle School is a Great Place to Learn!

Comprehensive detail, including definitions of rating, performance criteria, and explanations of status, is available on www.ed.sc.gov and www.eoc.sc.gov as well as school and school district websites.

Printed versions are available from school districts upon request.

Abbreviations Key

N/A Not Applicable N/AV Not Available N/C Not Collected N/R Not Reported I/S Insufficient Sample TBD To be determined
 NI Newly Identified CSI Continuing School Improvement CA Corrective Action RP Plan to Restructure R Restructure DELAY School Improvement Status HOLD School Improvement Status