



SC Annual School Report Card Summary

Jackson Middle
Aiken

Grades: 6-8

Enrollment: 359

Principal: Marc Funderburk

Superintendent: Dr. Elizabeth Everitt

Board Chair: Dr. Christine Sanders

PERFORMANCE

Comprehensive detail, including definitions of ratings, performance criteria, and explanations of status, is available on www.ed.sc.gov and www.eoc.sc.gov as well as school and school district websites. Printed versions are available from school districts upon request.

YEAR	ABSOLUTE RATING	GROWTH RATING	PALMETTO GOLD/SILVER AWARD	AYP STATUS	NCLB IMPROVEMENT STATUS
2008	Below Average	At-Risk	TBD	Not Met	RP
2007	Below Average	At-Risk	N/A	Not Met	CA
2006	Below Average	At-Risk	N/A	Not Met	CSI

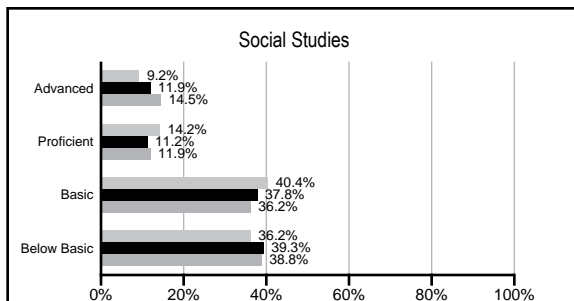
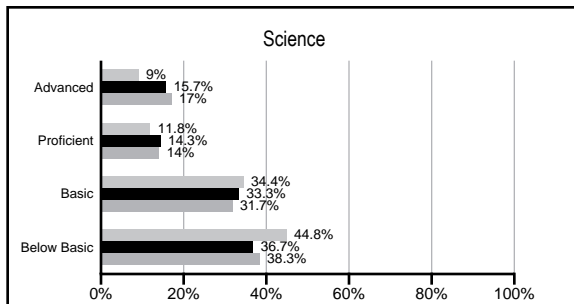
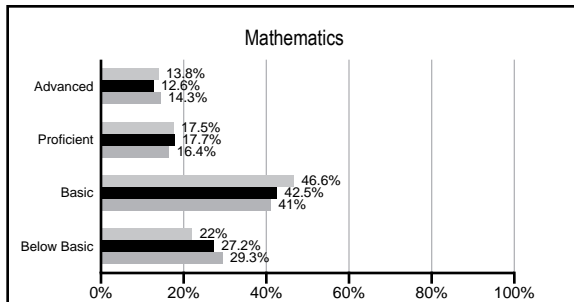
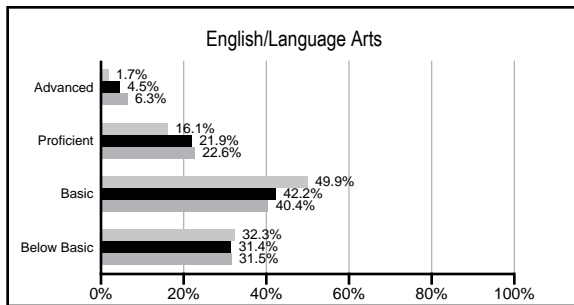
ABSOLUTE RATINGS OF MIDDLE SCHOOLS WITH STUDENTS LIKE OURS*

EXCELLENT	GOOD	AVERAGE	BELOW AVERAGE	AT-RISK
0	0	13	33	4

* Ratings are calculated with data available by 03/02/2009. Schools with Students like Ours are Middle Schools with poverty indices of no more than 5% above or below the index for this school.

PACT PERFORMANCE


Our School Middle Schools with Students Like Ours Middle schools statewide




NAEP PERFORMANCE*

* Performance reported for SC and nation, data not available at school level. Percentages at NAEP Achievement Levels.

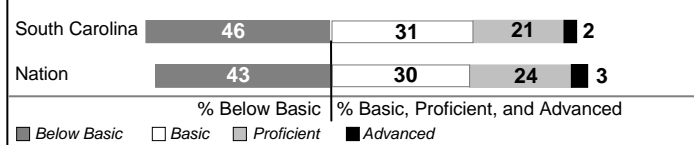
READING - GRADE 8 (2007)



MATH - GRADE 8 (2007)



SCIENCE - GRADE 8 (2005)



END OF COURSE TESTS - 2008

% of students scoring 70 or above on:	Our Middle School	Middle Schools with Students Like Ours
Algebra 1/Math for the Technologies 2	100.0%	97.2%
English 1	100.0%	95.3%
Physical Science	0%	76.9%
All Subjects	100.0%	96.0%

SC PERFORMANCE GOAL

2010 Goal:

By 2010, SC's student achievement will be ranked in the top half of the states nationally. To achieve this goal, we must become one of the fastest improving systems in the country.

2020 Goal: TBD

Abbreviations Key

N/A Not Applicable N/AV Not Available N/C Not Collected N/R Not Reported I/S Insufficient Sample TBD To be determined
NI Newly Identified CSI Continuing School Improvement CA Corrective Action RP Plan to Restructure R Restructure DELAY School Improvement Status HOLD School Improvement Status

Jackson Middle [Aiken]

SCHOOL PROFILE

	Our School	Change from Last Year	Middle Schools with Students Like Ours	Median Middle School
Students (n=359)				
Students enrolled in high school credit courses (grades 7 & 8)	48.3%	Down from 51.5%	21.3%	19.4%
Retention rate	3.1%	Down from 3.9%	1.5%	1.8%
Attendance rate	95.8%	Up from 95.1%	95.9%	95.8%
Eligible for gifted and talented	17.7%	Down from 18.3%	16.7%	15.3%
With disabilities other than speech	15.5%	Up from 10.5%	14.2%	12.9%
Out-of-school suspensions or expulsions for violent &/or criminal offenses	0.6%	Down from 5.3%	0.6%	0.7%
Annual dropout rate	0.4%	Up from 0.3%	0.0%	0.0%
Teachers (n=23)				
Teachers with advanced degrees	47.8%	Up from 34.8%	53.4%	55.0%
Continuing contract teachers	73.9%	Down from 87.0%	73.5%	70.6%
Teachers with emergency or provisional certificates	0.0%	No Change	5.3%	5.4%
Teachers returning from previous year	84.8%	Down from 89.6%	84.4%	83.4%
Teacher attendance rate	94.1%	Down from 95.8%	94.9%	94.9%
Average teacher salary	\$46,631	Up 6.0%	\$44,202	\$44,706
Classes not taught by highly qualified teachers	0.0%	No Change	2.8%	2.9%
School				
Principal's years at school	2.0	Up from 1.0	3.0	3.0
Student-teacher ratio in core subjects	16.0 to 1	Down from 17.5 to 1	20.0 to 1	20.1 to 1
Prime instructional time	87.9%	Down from 89.5%	89.3%	89.3%
Opportunities in the arts	Good	No Change	Good	Good
SACS accreditation	Yes	No Change	Yes	Yes
Character development program	Below Average	No Change	Good	Good
Dollars spent per pupil*	\$6,591	Up 17.9%	\$7,025	\$7,097
Percent of expenditures for instruction*	63.7%	Up from 63.5%	64.3%	64.4%
Percent of expenditures for teacher salaries*	61.2%	Down from 61.3%	59.9%	59.4%
% of AYP objectives met	81.0%		68.5%	69.0%

* Prior year audited financial data available.

EVALUATION RESULTS

	Teachers	Students*	Parents*
Number of surveys returned	25	107	36
Percent satisfied with learning environment	80.0%	57.5%	74.3%
Percent satisfied with social and physical environment	84.0%	71.8%	73.5%
Percent satisfied with school-home relations	72.0%	74.3%	70.6%

*Only students at the highest middle school grade level at this school and their parents were included.

REPORT OF PRINCIPAL AND SCHOOL IMPROVEMENT COUNCIL

Jackson Middle School continues to be proud of its progress and the many accomplishments of our students in the 2007-2008 school year. Increased opportunities for lifelong learning and development included standards-based instruction, cutting-edge technology, a daily character education program, superior band studies, expert consultants, extended-day instructional programs, progressive clubs and organizations.

JMS enjoyed a multitude of successes this year. We continued improvement in schoolwide discipline through positive reinforcements (business bucks, Principal's Club, participation in schoolwide activities such as clubs and Jamborees). A 7th grade student was recognized as a Duke Scholar for 2007-2008. Six 8th grade students were recognized as Junior Scholars for 2007-2008. Clubs continued to meet the needs of all students and exposed students to a wide variety of topics. A science lab was created to provide students with hands-on activities for Science and Math. The JMS band had 24 students qualify to perform with the Aiken All-County Bands. The JMS Band had 10 students to play with the region bands at the Region Two band concert. An 8th grade student received All State Band Honors. The JMS Band received the Superior rating for the 15th consecutive year at the South Carolina State Concert Band Festival. The South Carolina Band Director's Association will bestow the Outstanding Performance Award to the JMS Band for the 19th consecutive time. The JMS boys' basketball team, under Coach Eric Slack, became the first runner-up in the Aiken County Basketball Playoffs. The PTO sponsored several successful fundraisers for school improvement and staff/student incentives. The SIC/PTO sponsored Math/Literacy Night in conjunction with the Spring Art Show and Band Concert. Four SMART boards and six LCD projectors were purchased for the school to increase the use of technology. PTO purchased four large mats for the gym to protect the new hardwood floor to be installed this summer.

JMS teachers and staff participated in a variety of professional development opportunities, including graduate studies, SCASL, SCMSA, SCABSE and SCAHPERD. Mrs. Tasha Chancey was named JMS Teacher of the Year for 2008-2009. Mr. David Williams was named JMS Staff Member of the Year for 2008-2009.

JMS remains committed to the tradition of excellence!

Marc Funderburk, Principal
Mark Edwards, SIC Chairman

Comprehensive detail, including definitions of rating, performance criteria, and explanations of status, is available on www.ed.sc.gov and www.eoc.sc.gov as well as school and school district websites.

Printed versions are available from school districts upon request.

Abbreviations Key

N/A Not Applicable N/AV Not Available N/C Not Collected N/R Not Reported I/S Insufficient Sample TBD To be determined
NI Newly Identified CSI Continuing School Improvement CA Corrective Action RP Plan to Restructure R Restructure DELAY School Improvement Status HOLD School Improvement Status