



SC Annual School Report Card Summary

Schofield Middle
Aiken

Grades: 6-8

Enrollment: 638

Principal: Carl White

Superintendent: Dr. Elizabeth Everitt

Board Chair: Dr. Christine Sanders

PERFORMANCE

Comprehensive detail, including definitions of ratings, performance criteria, and explanations of status, is available on www.ed.sc.gov and www.eoc.sc.gov as well as school and school district websites. Printed versions are available from school districts upon request.

YEAR	ABSOLUTE RATING	GROWTH RATING	PALMETTO GOLD/SILVER AWARD	AYP STATUS	NCLB IMPROVEMENT STATUS
2008	Average	At-Risk	TBD	Not Met	R
2007	Average	At-Risk	N/A	Not Met	RP
2006	Average	At-Risk	N/A	Not Met	CA

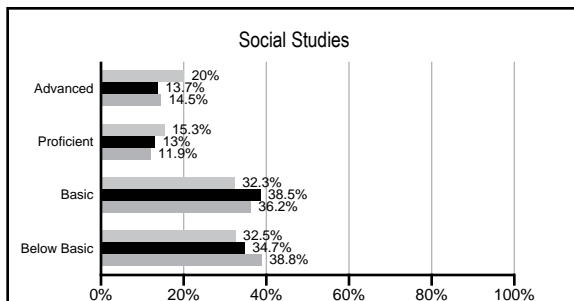
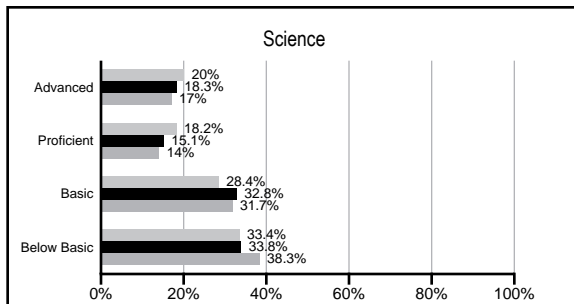
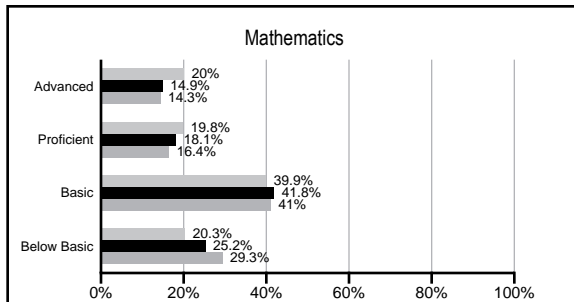
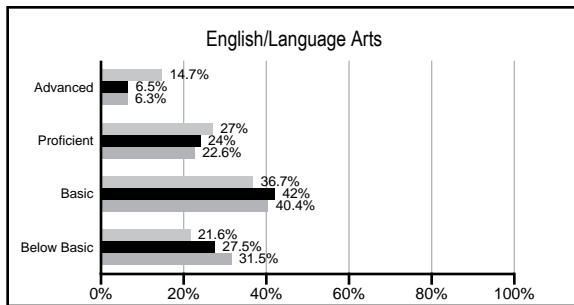
ABSOLUTE RATINGS OF MIDDLE SCHOOLS WITH STUDENTS LIKE OURS*

EXCELLENT	GOOD	AVERAGE	BELOW AVERAGE	AT-RISK
0	0	16	20	2

* Ratings are calculated with data available by 03/02/2009. Schools with Students like Ours are Middle Schools with poverty indices of no more than 5% above or below the index for this school.

PACT PERFORMANCE


Our School Middle Schools with Students Like Ours Middle schools statewide




NAEP PERFORMANCE*

* Performance reported for SC and nation, data not available at school level. Percentages at NAEP Achievement Levels.


READING - GRADE 8 (2007)



MATH - GRADE 8 (2007)



SCIENCE - GRADE 8 (2005)



END OF COURSE TESTS - 2008

% of students scoring 70 or above on:	Our Middle School	Middle Schools with Students Like Ours
Algebra 1/Math for the Technologies 2	100.0%	97.8%
English 1	100.0%	96.7%
Physical Science	0%	49.8%
All Subjects	100.0%	97.0%

SC PERFORMANCE GOAL

2010 Goal:

By 2010, SC's student achievement will be ranked in the top half of the states nationally. To achieve this goal, we must become one of the fastest improving systems in the country.

2020 Goal: TBD

Abbreviations Key

N/A Not Applicable N/AV Not Available N/C Not Collected N/R Not Reported I/S Insufficient Sample TBD To be determined

NI Newly Identified CSI Continuing School Improvement CA Corrective Action RP Plan to Restructure R Restructure DELAY School Improvement Status HOLD School Improvement Status

Schofield Middle [Aiken]

SCHOOL PROFILE

	Our School	Change from Last Year	Middle Schools with Students Like Ours	Median Middle School
Students (n=638)				
Students enrolled in high school credit courses (grades 7 & 8)	34.5%	Down from 35.1%	29.4%	19.4%
Retention rate	1.9%	Down from 2.0%	1.7%	1.8%
Attendance rate	95.7%	Up from 95.4%	95.8%	95.8%
Eligible for gifted and talented	25.3%	Down from 30.6%	18.8%	15.3%
With disabilities other than speech	11.0%	Up from 10.9%	13.2%	12.9%
Out-of-school suspensions or expulsions for violent &/or criminal offenses	1.4%	Up from 1.1%	0.8%	0.7%
Annual dropout rate	0.4%	Up from 0.0%	0.0%	0.0%
Teachers (n=42)				
Teachers with advanced degrees	35.7%	Down from 40.5%	56.7%	55.0%
Continuing contract teachers	66.7%	Down from 69.0%	75.2%	70.6%
Teachers with emergency or provisional certificates	7.9%	Down from 8.3%	5.0%	5.4%
Teachers returning from previous year	89.2%	Down from 90.0%	86.8%	83.4%
Teacher attendance rate	95.5%	Up from 95.1%	95.0%	94.9%
Average teacher salary	\$45,068	Up 0.2%	\$45,357	\$44,706
Classes not taught by highly qualified teachers	2.5%	Up from 0.0%	0.2%	2.9%
School				
Principal's years at school	1.0	Down from 11.0	3.0	3.0
Student-teacher ratio in core subjects	23.1 to 1	Down from 25.5 to 1	21.9 to 1	20.1 to 1
Prime instructional time	90.2%	Up from 89.3%	89.1%	89.3%
Opportunities in the arts	Fair	Down from Good	Good	Good
SACS accreditation	Yes	No Change	Yes	Yes
Character development program	Good	Up from Below Average	Good	Good
Dollars spent per pupil*	\$5,937	Down 1.5%	\$6,613	\$7,097
Percent of expenditures for instruction*	66.8%	Up from 65.3%	63.7%	64.4%
Percent of expenditures for teacher salaries*	61.5%	Up from 60.3%	60.1%	59.4%
% of AYP objectives met	71.4%		71.4%	69.0%

* Prior year audited financial data available.

EVALUATION RESULTS

	Teachers	Students*	Parents*
Number of surveys returned	39	200	94
Percent satisfied with learning environment	94.9%	83.4%	80.9%
Percent satisfied with social and physical environment	100.0%	86.7%	80.4%
Percent satisfied with school-home relations	89.7%	89.8%	75.8%

*Only students at the highest middle school grade level at this school and their parents were included.

REPORT OF PRINCIPAL AND SCHOOL IMPROVEMENT COUNCIL

Schofield Middle School has a proud and rich history so we focus each day on contributions to this lasting legacy. It is our goal that every child learns and grows into productive citizens. Schofield Middle, a Title One school, has shown remarkable achievements this school year. Teachers and staff members promoted a climate that fostered success for every student. Our rigorous academic programs were aligned with state standards and every attempt was made to develop well-rounded students. Schofield Middle offered French, German, and Spanish. Students requested courses such as Art, Band, Keyboarding, Physical Education, Strings, Home Arts, or the Synergistic lab. Schofield Middle's mission is to provide a challenging academic program for our students in a safe, caring school environment, thus, facilitating a smooth transition from elementary to high school.

Schofield Middle School made significant progress during the 2007-2008 school year. Outstanding achievements included 28 Junior Scholars, 30 National Junior Beta Inductees, Academic Team County Champions, Football County Champions, Girls Basketball County Champions, first place Math Counts Chapter Team Completion, eighth place finish at the Math Counts State Completion, \$28,000 received from Raytheon Math Moves U Competition, nine students selected for the state level of the 2008 National History Day, one student selected for the National History Day, two students named in the Duke Talent Identification Program, one student selected for the All-State Band, sixteen students selected for the Region Band, thirty-nine students selected for All-County Band. In the Morris Museum Combining and Voices Literary Competition, Schofield students won first and second place in prose and poetry. Our Lego Robotics team promoted problem solving, research, and teamwork.

During 2007-2008, the school received an accreditation recommendation from AdvanceED (SACS). Upon receiving the accreditation, Schofield celebrated its achievement with the school community. Schofield's success was due to each stakeholder's dedication and personal involvement.

We are thankful for the support of parents, volunteers, community partners, district staff members, and the local school board. Together we will continue to build a lasting legacy at Schofield Middle School.

Carl White, Principal
Ann Jones, SIC Chairperson

Comprehensive detail, including definitions of rating, performance criteria, and explanations of status, is available on www.ed.sc.gov and www.eoc.sc.gov as well as school and school district websites.

Printed versions are available from school districts upon request.

Abbreviations Key

N/A Not Applicable N/AV Not Available N/C Not Collected N/R Not Reported I/S Insufficient Sample TBD To be determined
NI Newly Identified CSI Continuing School Improvement CA Corrective Action RP Plan to Restructure R Restructure DELAY School Improvement Status HOLD School Improvement Status