



SC Annual School Report Card Summary

**Minnie B Kennedy Middle
Aiken**

Grades: 6-8

Enrollment: 916

Principal: Ben Osborne

Superintendent: Dr. Elizabeth Everitt

Board Chair: Dr. Christine Sanders

PERFORMANCE

Comprehensive detail, including definitions of ratings, performance criteria, and explanations of status, is available on www.ed.sc.gov and www.eoc.sc.gov as well as school and school district websites. Printed versions are available from school districts upon request.

YEAR	ABSOLUTE RATING	GROWTH RATING	PALMETTO GOLD/SILVER AWARD	AYP STATUS	NCLB IMPROVEMENT STATUS
2008	Average	At-Risk	TBD	Not Met	N/A
2007	Average	At-Risk	N/A	Not Met	N/A
2006	Good	Below Average	N/A	Not Met	N/A

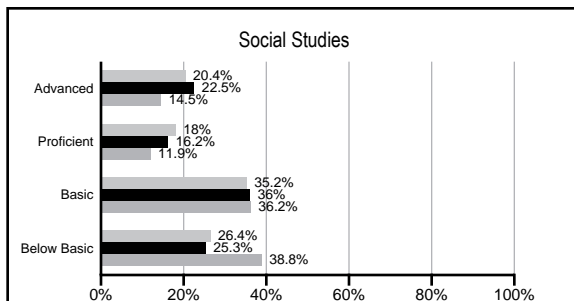
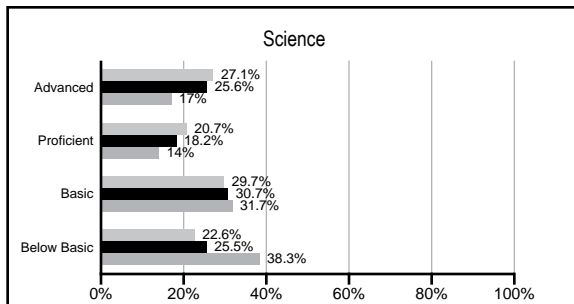
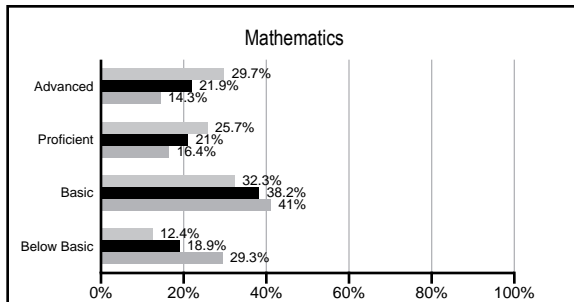
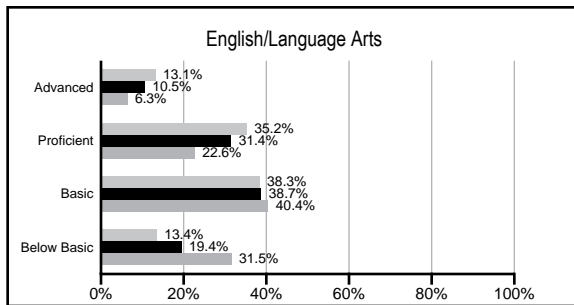
ABSOLUTE RATINGS OF MIDDLE SCHOOLS WITH STUDENTS LIKE OURS*

EXCELLENT	GOOD	AVERAGE	BELOW AVERAGE	AT-RISK
0	8	21	2	1

* Ratings are calculated with data available by 03/02/2009. Schools with Students like Ours are Middle Schools with poverty indices of no more than 5% above or below the index for this school.

PACT PERFORMANCE


Our School Middle Schools with Students Like Ours Middle schools statewide




NAEP PERFORMANCE*

* Performance reported for SC and nation, data not available at school level. Percentages at NAEP Achievement Levels.


READING - GRADE 8 (2007)



MATH - GRADE 8 (2007)



SCIENCE - GRADE 8 (2005)



END OF COURSE TESTS - 2008

% of students scoring 70 or above on:	Our Middle School	Middle Schools with Students Like Ours
Algebra 1/Math for the Technologies 2	100.0%	97.2%
English 1	100.0%	97.0%
Physical Science	0%	43.8%
All Subjects	100.0%	97.2%

SC PERFORMANCE GOAL

2010 Goal:

By 2010, SC's student achievement will be ranked in the top half of the states nationally. To achieve this goal, we must become one of the fastest improving systems in the country.

2020 Goal: TBD

Abbreviations Key

N/A Not Applicable N/AV Not Available N/C Not Collected N/R Not Reported I/S Insufficient Sample TBD To be determined

NI Newly Identified CSI Continuing School Improvement CA Corrective Action RP Plan to Restructure R Restructure DELAY School Improvement Status HOLD School Improvement Status

Minnie B Kennedy Middle [Aiken]

SCHOOL PROFILE

	Our School	Change from Last Year	Middle Schools with Students Like Ours	Median Middle School
Students (n=916)				
Students enrolled in high school credit courses (grades 7 & 8)	22.5%	Down from 42.7%	30.7%	19.4%
Retention rate	2.3%	Down from 4.0%	1.8%	1.8%
Attendance rate	95.6%	Up from 95.2%	96.3%	95.8%
Eligible for gifted and talented	30.2%	Up from 29.7%	26.0%	15.3%
With disabilities other than speech	6.3%	Up from 5.9%	11.0%	12.9%
Out-of-school suspensions or expulsions for violent &/or criminal offenses	0.0%	No Change	1.1%	0.7%
Annual dropout rate	0.0%	No Change	0.0%	0.0%
Teachers (n=52)				
Teachers with advanced degrees	53.8%	Up from 47.2%	59.6%	55.0%
Continuing contract teachers	86.5%	Up from 79.2%	75.4%	70.6%
Teachers with emergency or provisional certificates	0.0%	Down from 2.1%	3.7%	5.4%
Teachers returning from previous year	90.7%	Down from 92.2%	84.1%	83.4%
Teacher attendance rate	94.9%	Up from 93.5%	95.3%	94.9%
Average teacher salary	\$48,063	Up 3.7%	\$46,811	\$44,706
Classes not taught by highly qualified teachers	0.0%	Down from 2.3%	1.0%	2.9%
School				
Principal's years at school	1.0	No Change	4.0	3.0
Student-teacher ratio in core subjects	24.9 to 1	Down from 25.3 to 1	21.6 to 1	20.1 to 1
Prime instructional time	89.5%	Up from 88.1%	90.2%	89.3%
Opportunities in the arts	Good	No Change	Good	Good
SACS accreditation	Yes	No Change	Yes	Yes
Character development program	Below Average	Down from Excellent	Good	Good
Dollars spent per pupil*	\$5,160	Up 0.6%	\$6,285	\$7,097
Percent of expenditures for instruction*	72.6%	Up from 71.6%	66.8%	64.4%
Percent of expenditures for teacher salaries*	67.7%	Up from 66.3%	63.3%	59.4%
% of AYP objectives met	76.0%		76.2%	69.0%

* Prior year audited financial data available.

EVALUATION RESULTS

	Teachers	Students*	Parents*
Number of surveys returned	46	263	182
Percent satisfied with learning environment	93.5%	72.5%	81.6%
Percent satisfied with social and physical environment	97.8%	71.4%	72.5%
Percent satisfied with school-home relations	95.7%	81.4%	75.4%

*Only students at the highest middle school grade level at this school and their parents were included.

REPORT OF PRINCIPAL AND SCHOOL IMPROVEMENT COUNCIL

Kennedy Middle School has approximately 913 students, of whom sixty-five percent are Caucasian and thirty-five percent are minority. Thirty-two percent are on either free or reduced lunch. The school has two self-contained classes, two resource classes, an English as Second Language class, and 282 students enrolled in the Gifted and Talented program.

Academically, the students have scored well above the state and district averages on all standardized tests. Students are heterogeneously grouped in grades six and seven; and, because of high school credit offerings, are homogeneously grouped in the eighth grade. All students are offered an advisor-advisee class, two periods of language arts and mathematics daily, and science and social studies for two periods on alternating days. In addition, each student has a minimum of six exploratory offerings yearly. To support the academic program, all students participate in Accelerated Reading, Accelerated Mathematics, and our CAI Lab. Students with academic plans or who are experiencing academic difficulties are offered tutoring through parent volunteers, Beta Club members, and an after school tutorial program.

A wide variety of extra curricular opportunities are provided for our students through clubs, athletics, intramurals, and mini-courses. To help with self esteem, students participate in service learning projects and character education activities. In summary, Kennedy Middle School attempts to meet the various needs of all students.

Ben Osborne, Principal
Isaiah Mealing, SIC Chairperson

Comprehensive detail, including definitions of rating, performance criteria, and explanations of status, is available on www.ed.sc.gov and www.eoc.sc.gov as well as school and school district websites.

Printed versions are available from school districts upon request.

Abbreviations Key

N/A Not Applicable N/AV Not Available N/C Not Collected N/R Not Reported I/S Insufficient Sample TBD To be determined
NI Newly Identified CSI Continuing School Improvement CA Corrective Action RP Plan to Restructure R Restructure DELAY School Improvement Status HOLD School Improvement Status