



SC Annual School Report Card Summary

Leavelle-McCampbell Middle
Aiken

Grades: 6-8

Enrollment: 423

Principal: Jacquelyn S. Barnwell

Superintendent: Dr. Elizabeth Everitt

Board Chair: Dr. Christine Sanders

PERFORMANCE

Comprehensive detail, including definitions of ratings, performance criteria, and explanations of status, is available on www.ed.sc.gov and www.eoc.sc.gov as well as school and school district websites. Printed versions are available from school districts upon request.

YEAR	ABSOLUTE RATING	GROWTH RATING	PALMETTO GOLD/SILVER AWARD	AYP STATUS	NCLB IMPROVEMENT STATUS
2008	Below Average	Below Average	TBD	Not Met	CA
2007	Average	Below Average	N/A	Not Met	CSI
2006	Below Average	Below Average	N/A	Not Met	NI

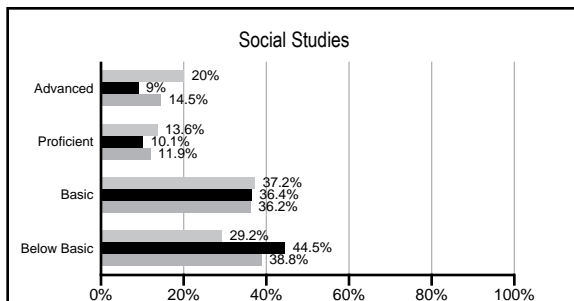
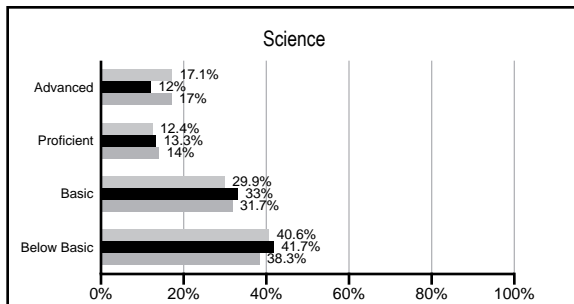
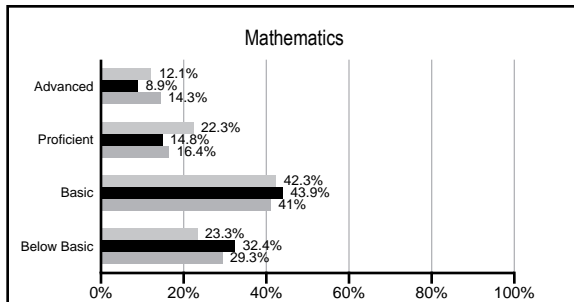
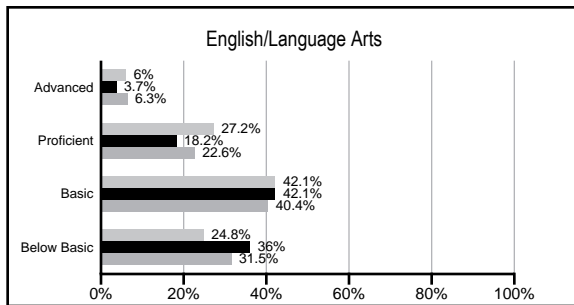
ABSOLUTE RATINGS OF MIDDLE SCHOOLS WITH STUDENTS LIKE OURS*

EXCELLENT	GOOD	AVERAGE	BELOW AVERAGE	AT-RISK
0	0	1	21	16

* Ratings are calculated with data available by 03/02/2009. Schools with Students like Ours are Middle Schools with poverty indices of no more than 5% above or below the index for this school.

PACT PERFORMANCE

Our School Middle Schools with Students Like Ours Middle schools statewide



NAEP PERFORMANCE*

* Performance reported for SC and nation, data not available at school level. Percentages at NAEP Achievement Levels.

READING - GRADE 8 (2007)

Entity	% Below Basic	% Basic, Proficient, and Advanced
South Carolina	31	44
Nation	27	43

MATH - GRADE 8 (2007)

Entity	% Below Basic	% Basic, Proficient, and Advanced
South Carolina	29	39
Nation	30	39

SCIENCE - GRADE 8 (2005)

Entity	% Below Basic	% Basic, Proficient, and Advanced
South Carolina	46	31
Nation	43	30

END OF COURSE TESTS - 2008

% of students scoring 70 or above on:	Our Middle School	Middle Schools with Students Like Ours
Algebra 1/Math for the Technologies 2	100.0%	94.1%
English 1	95.6%	94.1%
Physical Science	0%	0%
All Subjects	97.4%	92.2%

SC PERFORMANCE GOAL

2010 Goal:

By 2010, SC's student achievement will be ranked in the top half of the states nationally. To achieve this goal, we must become one of the fastest improving systems in the country.

2020 Goal: TBD

Abbreviations Key

N/A Not Applicable N/AV Not Available N/C Not Collected N/R Not Reported I/S Insufficient Sample TBD To be determined
NI Newly Identified CSI Continuing School Improvement CA Corrective Action RP Plan to Restructure R Restructure DELAY School Improvement Status HOLD School Improvement Status

Leavelle-McCampbell Middle [Aiken]

SCHOOL PROFILE

	Our School	Change from Last Year	Middle Schools with Students Like Ours	Median Middle School
Students (n=423)				
Students enrolled in high school credit courses (grades 7 & 8)	45.6%	Up from 15.9%	15.8%	19.4%
Retention rate	2.8%	Down from 3.7%	2.2%	1.8%
Attendance rate	95.5%	Up from 95.1%	95.6%	95.8%
Eligible for gifted and talented	19.7%	Down from 23.4%	12.3%	15.3%
With disabilities other than speech	11.1%	Up from 9.5%	14.1%	12.9%
Out-of-school suspensions or expulsions for violent &/or criminal offenses	9.9%	Up from 5.2%	1.0%	0.7%
Annual dropout rate	0.6%	Up from 0.0%	0.0%	0.0%
Teachers (n=28)				
Teachers with advanced degrees	21.4%	Down from 27.3%	53.6%	55.0%
Continuing contract teachers	50.0%	Down from 63.6%	66.7%	70.6%
Teachers with emergency or provisional certificates	8.7%	Up from 7.4%	6.9%	5.4%
Teachers returning from previous year	74.5%	Down from 84.7%	79.7%	83.4%
Teacher attendance rate	93.2%	Down from 95.2%	94.9%	94.9%
Average teacher salary	\$43,412	Down 0.1%	\$43,979	\$44,706
Classes not taught by highly qualified teachers	6.5%	Up from 4.1%	4.1%	2.9%
School				
Principal's years at school	1.0	No Change	2.0	3.0
Student-teacher ratio in core subjects	20.1 to 1	Down from 21.2 to 1	20.6 to 1	20.1 to 1
Prime instructional time	87.6%	Down from 88.9%	89.0%	89.3%
Opportunities in the arts	Good	No Change	Good	Good
SACS accreditation	Yes	No Change	Yes	Yes
Character development program	Average	No Change	Good	Good
Dollars spent per pupil*	\$7,086	Up 18.9%	\$6,983	\$7,097
Percent of expenditures for instruction*	63.2%	Down from 63.9%	64.2%	64.4%
Percent of expenditures for teacher salaries*	58.8%	Down from 59.7%	59.2%	59.4%
% of AYP objectives met	66.7%		61.9%	69.0%

* Prior year audited financial data available.

EVALUATION RESULTS

	Teachers	Students*	Parents*
Number of surveys returned	26	113	37
Percent satisfied with learning environment	92.3%	70.5%	66.7%
Percent satisfied with social and physical environment	96.2%	74.3%	64.9%
Percent satisfied with school-home relations	76.9%	83.0%	59.5%

*Only students at the highest middle school grade level at this school and their parents were included.

REPORT OF PRINCIPAL AND SCHOOL IMPROVEMENT COUNCIL

Leavelle McCampbell Middle School has continued to work toward raising academic excellence for students, involving parents and working closely with the community and local businesses. A cooperative approach has been used to improve the overall school climate. We have the continued support of the Business/ Community Partnership. These members have been instrumental in helping our school improve the physical plant of our building, through donations and human resources. With the support of individual business partners, we have been able to fully fund our Synergistic lab. The lab is scheduled to open in the fall of 2008.

Our School vision focuses on the belief that every child should progress at an academic pace that is challenging and will prepare them for full citizenship and career opportunities. Through MAP testing, we identified student's academic strengths and weaknesses. Once we identify these areas, students work on their identified skills daily through Extended Learning Time. Career Counseling helps students to make choices for career goals. This school year as part of raising academic achievement, our goal is to focus on four distinct reading strategies schoolwide. These strategies are geared to help improve reading in the content areas and across the curriculum. Administrators and teachers will participate in professional staff development to enhance reading achievement. The staff will work in conjunction with the University of South Carolina Aiken's department of Education to fully implement the strategies.

The Read 180 lab has provided reading support for struggling students in Reading and Language Arts. The Lexile Reading levels of these students have increased and their writing skills have grown stronger as measured by standardized tests. Students will continue to participate in Advisor- Advisee, support groups, intramurals, and more student clubs and interest groups.

Jacquelyn S. Barnwell, Principal
Becky Cook, SIC Chairperson

Comprehensive detail, including definitions of rating, performance criteria, and explanations of status, is available on www.ed.sc.gov and www.eoc.sc.gov as well as school and school district websites.

Printed versions are available from school districts upon request.

Abbreviations Key

N/A Not Applicable N/AV Not Available N/C Not Collected N/R Not Reported I/S Insufficient Sample TBD To be determined
NI Newly Identified CSI Continuing School Improvement CA Corrective Action RP Plan to Restructure R Restructure DELAY School Improvement Status HOLD School Improvement Status