



# SC Annual School Report Card Summary

Langley-Bath-Clearwater Middle  
Aiken

Grades: 6-8

Enrollment: 507

Principal: J. Russell Gunter

Superintendent: Dr. Elizabeth Everitt

Board Chair: Dr. Christine Sanders

## PERFORMANCE

Comprehensive detail, including definitions of ratings, performance criteria, and explanations of status, is available on [www.ed.sc.gov](http://www.ed.sc.gov) and [www.eoc.sc.gov](http://www.eoc.sc.gov) as well as school and school district websites. Printed versions are available from school districts upon request.

YEAR	ABSOLUTE RATING	GROWTH RATING	PALMETTO GOLD/SILVER AWARD	AYP STATUS	NCLB IMPROVEMENT STATUS
2008	Below Average	At-Risk	TBD	Not Met	R
2007	Below Average	At-Risk	N/A	Not Met	RP
2006	Average	Below Average	N/A	Not Met	CA

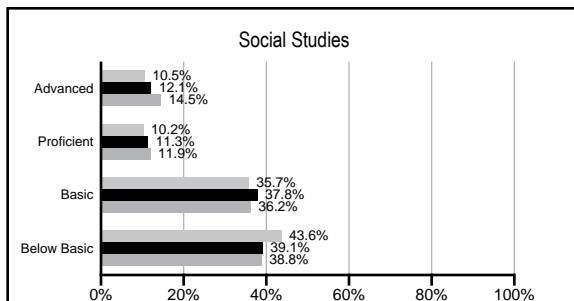
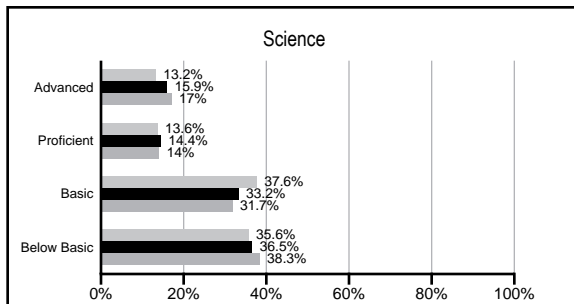
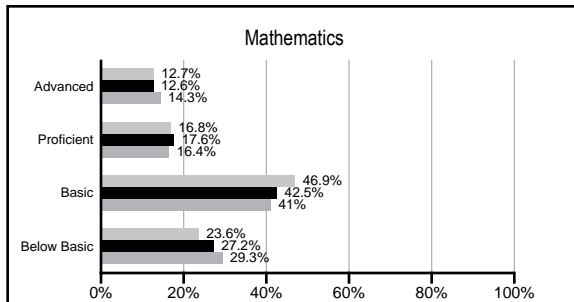
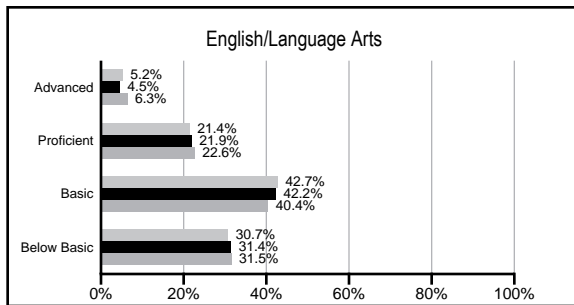
## ABSOLUTE RATINGS OF MIDDLE SCHOOLS WITH STUDENTS LIKE OURS\*

EXCELLENT	GOOD	AVERAGE	BELOW AVERAGE	AT-RISK
0	0	13	31	4

\*Ratings are calculated with data available by 03/02/2009. Schools with Students like Ours are Middle Schools with poverty indices of no more than 5% above or below the index for this school.



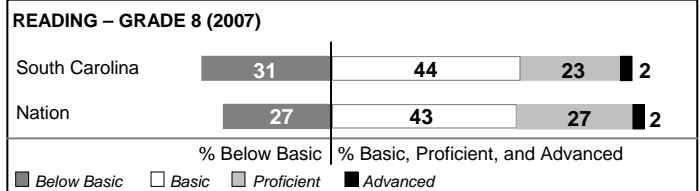
## PACT PERFORMANCE

Our School Middle Schools with Students Like Ours Middle schools statewide



## NAEP PERFORMANCE\*

\* Performance reported for SC and nation, data not available at school level. Percentages at NAEP Achievement Levels.



## END OF COURSE TESTS - 2008

% of students scoring 70 or above on:	Our Middle School	Middle Schools with Students Like Ours
Algebra 1/Math for the Technologies 2	98.0%	97.0%
English 1	95.6%	95.2%
Physical Science	0%	76.9%
All Subjects	96.8%	95.9%

## SC PERFORMANCE GOAL

2010 Goal:

*By 2010, SC's student achievement will be ranked in the top half of the states nationally. To achieve this goal, we must become one of the fastest improving systems in the country.*

2020 Goal: TBD

### Abbreviations Key

N/A Not Applicable N/AV Not Available N/C Not Collected N/R Not Reported I/S Insufficient Sample TBD To be determined  
NI Newly Identified CSI Continuing School Improvement CA Corrective Action RP Plan to Restructure R Restructure DELAY School Improvement Status HOLD School Improvement Status

# Langley-Bath-Clearwater Middle [Aiken]

## SCHOOL PROFILE

	Our School	Change from Last Year	Middle Schools with Students Like Ours	Median Middle School
<b>Students (n=507)</b>				
Students enrolled in high school credit courses (grades 7 & 8)	33.1%	Down from 46.5%	18.8%	19.4%
Retention rate	1.8%	Down from 2.6%	1.7%	1.8%
Attendance rate	95.0%	Up from 94.9%	95.8%	95.8%
Eligible for gifted and talented	17.1%	Down from 18.1%	15.6%	15.3%
With disabilities other than speech	10.8%	Up from 9.9%	14.3%	12.9%
Out-of-school suspensions or expulsions for violent &/or criminal offenses	0.6%	Down from 1.1%	0.6%	0.7%
Annual dropout rate	1.1%	Up from 0.0%	0.0%	0.0%
<b>Teachers (n=35)</b>				
Teachers with advanced degrees	48.6%	Up from 35.3%	52.6%	55.0%
Continuing contract teachers	65.7%	Up from 61.8%	73.3%	70.6%
Teachers with emergency or provisional certificates	9.1%	Down from 10.3%	5.7%	5.4%
Teachers returning from previous year	91.1%	Up from 89.6%	83.4%	83.4%
Teacher attendance rate	95.8%	Up from 93.8%	94.8%	94.9%
Average teacher salary	\$44,081	Up 5.4%	\$44,207	\$44,706
Classes not taught by highly qualified teachers	0.0%	No Change	2.9%	2.9%
<b>School</b>				
Principal's years at school	9.0	Up from 8.0	3.0	3.0
Student-teacher ratio in core subjects	22.8 to 1	Up from 17.3 to 1	19.3 to 1	20.1 to 1
Prime instructional time	89.1%	Up from 86.8%	88.9%	89.3%
Opportunities in the arts	Good	Down from Excellent	Good	Good
SACS accreditation	Yes	No Change	Yes	Yes
Character development program	Average	No Change	Good	Good
Dollars spent per pupil*	\$6,129	Up 6.2%	\$7,056	\$7,097
Percent of expenditures for instruction*	67.2%	Up from 65.5%	64.6%	64.4%
Percent of expenditures for teacher salaries*	58.8%	Down from 59.9%	60.1%	59.4%
% of AYP objectives met	71.4%		68.0%	69.0%

\* Prior year audited financial data available.

## EVALUATION RESULTS

	Teachers	Students*	Parents*
Number of surveys returned	33	139	28
Percent satisfied with learning environment	81.3%	81.3%	82.1%
Percent satisfied with social and physical environment	84.8%	77.7%	74.1%
Percent satisfied with school-home relations	68.8%	81.8%	57.7%

\*Only students at the highest middle school grade level at this school and their parents were included.

## REPORT OF PRINCIPAL AND SCHOOL IMPROVEMENT COUNCIL

This school year was excellent for L. B. C. Middle School. Our students showed much improvement in their school performance. They took part in many service activities, such as hosting a Veterans Day program to honor local veterans, supporting the Valley Empty Stocking Fund, collecting canned food items for the Salvation Army Food Drive, and raising money for several needy families.

Among our accomplishments were the following: our students continued to show growth in their test scores on the PACT assessment; 100% of our students passed the state End of the Year Course Exam in Algebra I; 97% of our students were successful in passing the End of the Year Course Exam in English I; individual students, as well as teams, were recognized for their athletic accomplishments within LBC sports; many students received recognition for their accomplishments in the music and visual arts programs; six students were identified as Junior Scholars; the number of students participating in our incentive programs—academic honor rolls and exemplary discipline—increased; and 75% of our students showed improvement with the MAP scores and were able to attend this year's MAP celebration.

Teachers continued to work diligently to help our students become successful and gain the knowledge needed to perform well on the PACT assessment. Teachers attended various conferences throughout the year to stay abreast of new educational strategies to implement in the classrooms. We continued working with PDCA program with our ELA teachers in the areas of disaggregating test data, aligning curriculum to instruction, and utilizing effective assessments to help them better in meeting the diverse learning styles of our students. Also, teachers were given planning days to analyze test data and refine curriculum to improve their instruction.

Mrs. Mary Brooks was selected as Teacher of the Year for the school. She will be competing for the district's Teacher of the Year this coming school term. Mrs. Susan Hendrix was selected as our classified Employee of the Year. In every classroom we have installed interactive white boards, which allow students and teachers to incorporate more technology into the learning environment. Seventh- and eighth-grade students continue working in the Synergistic Science-Math lab. Also, Mrs. Nix received a grant from the Arts Curricular Grant Program to continue the garden project for our students to enjoy during lunch.

Our school's SIC and Title I committee continue working on ways to help improve three important areas: parental involvement, student attendance, and staff development. Our families and school staff enjoyed a wonderful Celebration Night. Students' work was displayed, and performances were held throughout the school building. The students and teachers also appreciated the large support we received from parent volunteers and chaperones. We appreciate the continued support of our PTO, parents, community, and teachers. Together, we continue providing the best educational opportunities for our students.

J. Russell Gunter, Principal  
Suzanne Abney, SIC Interim Chairman

Comprehensive detail, including definitions of rating, performance criteria, and explanations of status, is available on [www.ed.sc.gov](http://www.ed.sc.gov) and [www.eoc.sc.gov](http://www.eoc.sc.gov) as well as school and school district websites.

Printed versions are available from school districts upon request.

### Abbreviations Key

N/A Not Applicable N/AV Not Available N/C Not Collected N/R Not Reported I/S Insufficient Sample TBD To be determined

NI Newly Identified CSI Continuing School Improvement CA Corrective Action RP Plan to Restructure R Restructure DELAY School Improvement Status HOLD School Improvement Status