



SC Annual School Report Card Summary

Paul Knox Middle
Aiken

Grades: 6-8

Enrollment: 608

Principal: Brenda J. Smith

Superintendent: Dr. Elizabeth Everitt

Board Chair: Dr. Christine Sanders

PERFORMANCE

Comprehensive detail, including definitions of ratings, performance criteria, and explanations of status, is available on www.ed.sc.gov and www.eoc.sc.gov as well as school and school district websites. Printed versions are available from school districts upon request.

YEAR	ABSOLUTE RATING	GROWTH RATING	PALMETTO GOLD/SILVER AWARD	AYP STATUS	NCLB IMPROVEMENT STATUS
2008	Below Average	At-Risk	TBD	Not Met	N/A
2007	Average	At-Risk	N/A	Not Met	N/A
2006	Average	Below Average	N/A	Not Met	N/A

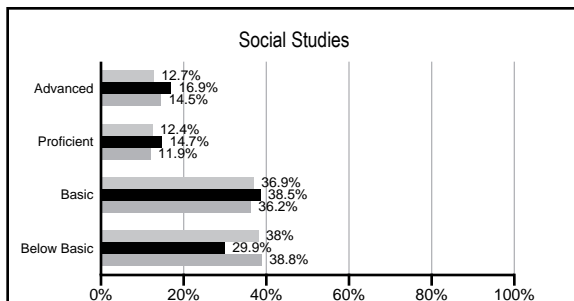
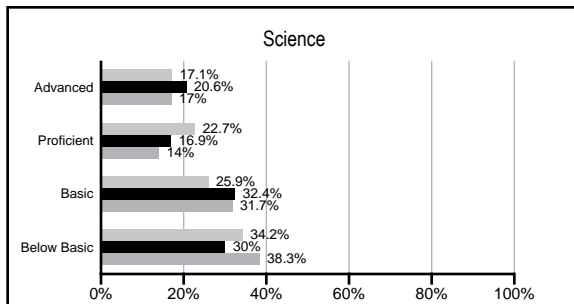
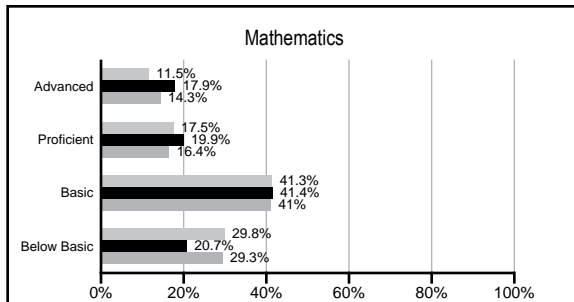
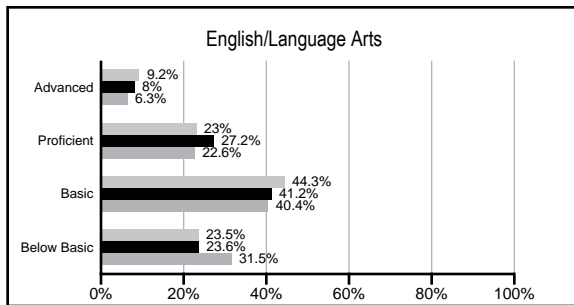
ABSOLUTE RATINGS OF MIDDLE SCHOOLS WITH STUDENTS LIKE OURS*

EXCELLENT	GOOD	AVERAGE	BELOW AVERAGE	AT-RISK
0	2	27	13	1

* Ratings are calculated with data available by 03/02/2009. Schools with Students like Ours are Middle Schools with poverty indices of no more than 5% above or below the index for this school.



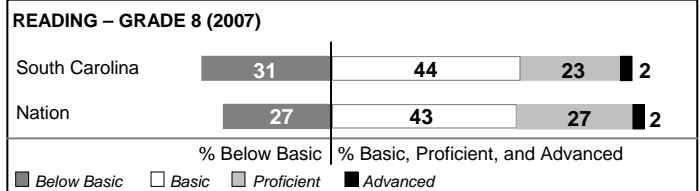
PACT PERFORMANCE

Our School Middle Schools with Students Like Ours Middle schools statewide



NAEP PERFORMANCE*

* Performance reported for SC and nation, data not available at school level. Percentages at NAEP Achievement Levels.



END OF COURSE TESTS - 2008

% of students scoring 70 or above on:	Our Middle School	Middle Schools with Students Like Ours
Algebra 1/Math for the Technologies 2	96.2%	98.3%
English 1	96.8%	97.3%
Physical Science	0%	65.5%
All Subjects	96.5%	97.7%

SC PERFORMANCE GOAL

2010 Goal:

By 2010, SC's student achievement will be ranked in the top half of the states nationally. To achieve this goal, we must become one of the fastest improving systems in the country.

2020 Goal: TBD

Abbreviations Key

N/A Not Applicable N/AV Not Available N/C Not Collected N/R Not Reported I/S Insufficient Sample TBD To be determined
NI Newly Identified CSI Continuing School Improvement CA Corrective Action RP Plan to Restructure R Restructure DELAY School Improvement Status HOLD School Improvement Status

Paul Knox Middle [Aiken]

SCHOOL PROFILE

	Our School	Change from Last Year	Middle Schools with Students Like Ours	Median Middle School
Students (n=608)				
Students enrolled in high school credit courses (grades 7 & 8)	19.2%	Down from 22.9%	27.7%	19.4%
Retention rate	3.1%	Up from 1.1%	1.6%	1.8%
Attendance rate	95.9%	Up from 95.8%	95.7%	95.8%
Eligible for gifted and talented	24.9%	Up from 22.0%	18.8%	15.3%
With disabilities other than speech	11.9%	Up from 10.4%	13.1%	12.9%
Out-of-school suspensions or expulsions for violent &/or criminal offenses	0.8%	Up from 0.6%	0.8%	0.7%
Annual dropout rate	0.0%	No Change	0.0%	0.0%
Teachers (n=35)				
Teachers with advanced degrees	48.6%	Up from 42.9%	57.6%	55.0%
Continuing contract teachers	74.3%	No Change	75.0%	70.6%
Teachers with emergency or provisional certificates	6.3%	Down from 7.1%	4.5%	5.4%
Teachers returning from previous year	89.2%	Up from 87.4%	86.8%	83.4%
Teacher attendance rate	93.6%	Down from 93.8%	95.0%	94.9%
Average teacher salary	\$46,106	Up 5.7%	\$45,357	\$44,706
Classes not taught by highly qualified teachers	0.0%	No Change	0.6%	2.9%
School				
Principal's years at school	5.0	Up from 4.0	3.5	3.0
Student-teacher ratio in core subjects	25.2 to 1	Up from 24.9 to 1	22.6 to 1	20.1 to 1
Prime instructional time	88.3%	Down from 88.7%	89.0%	89.3%
Opportunities in the arts	Good	No Change	Good	Good
SACS accreditation	Yes	No Change	Yes	Yes
Character development program	Good	No Change	Good	Good
Dollars spent per pupil*	\$5,661	Up 3.4%	\$6,544	\$7,097
Percent of expenditures for instruction*	66.5%	Up from 62.1%	64.3%	64.4%
Percent of expenditures for teacher salaries*	63.7%	Up from 58.7%	60.1%	59.4%
% of AYP objectives met	66.7%		71.4%	69.0%

* Prior year audited financial data available.

EVALUATION RESULTS

	Teachers	Students*	Parents*
Number of surveys returned	33	164	122
Percent satisfied with learning environment	87.9%	76.7%	84.2%
Percent satisfied with social and physical environment	87.9%	79.0%	79.5%
Percent satisfied with school-home relations	84.4%	85.2%	80.7%

*Only students at the highest middle school grade level at this school and their parents were included.

REPORT OF PRINCIPAL AND SCHOOL IMPROVEMENT COUNCIL

The 2007-2008 school year was another very exciting year at Paul Knox Middle School. Our faculty, staff and students experienced a great deal of success in academics, the arts, athletics and various service learning activities.

Twenty students were recognized as South Carolina Junior Scholars. A member of our Future Business Leaders Association won at the state level the proofreading and editing competition and competed at the national level. Our Science Olympiad Team placed 2nd in the state competition. The Future City Team finished 2nd in the state competition and another team received the Excellence in Futuristic Concepts award. In the Stock Market Competition, our teams placed 1st and 3rd. Seven of our band students were selected for the Regional Band. Two students placed in the regional science fair. An eighth grade student won the district spelling bee. Mock Trial team members received Most Effective Attorney and Most Effective Witness Awards. Our Academic Team placed second.

Mrs. Jennifer Padgett, seventh grade math teacher was voted our Teacher of the Year. Mrs. Helen Campbell was awarded the "Spirit of Ruth Patrick Award" for her work in Science education. Mrs. Jackie Young received a \$30,000 EIA grant to purchase new computers for the keyboarding lab. Mrs. Mary Lown received a \$2,000 EIA grant for the BINGO program. Mrs. Helen Richard received a \$1,000 grant from Shaw AREVA MOX services LLC to hold "Lunch and Learn" activities. Our school successfully completed its five-year self study in conjunction with the Southern Association of Colleges and Schools (SACS).

The School Improvement Council (SIC) held its sixth annual Transition Fair. The fair provided rising sixth graders and their parents with an opportunity to meet teachers, administrators, and other students, as well as tour the school. This year our School Improvement Council was a semi-finalist for the Dick and Tunky Riley School Improvement Award, which recognizes School Improvement Councils for outstanding achievement and civic engagement on behalf of their school.

Brenda J. Smith, Principal
Rebecca Alexander, SIC Chairperson

Comprehensive detail, including definitions of rating, performance criteria, and explanations of status, is available on www.ed.sc.gov and www.eoc.sc.gov as well as school and school district websites.

Printed versions are available from school districts upon request.

Abbreviations Key

N/A Not Applicable N/AV Not Available N/C Not Collected N/R Not Reported I/S Insufficient Sample TBD To be determined
NI Newly Identified CSI Continuing School Improvement CA Corrective Action RP Plan to Restructure R Restructure DELAY School Improvement Status HOLD School Improvement Status