



SC Annual School Report Card Summary

Wright Middle
 Abbeville
 Grades: 6-8 Enrollment: 428
 Principal: Barry B. Jacks
 Superintendent: Dr. Ivan Randolph
 Board Chair: James B. Tisdale, Jr.

PERFORMANCE

Comprehensive detail, including definitions of ratings, performance criteria, and explanations of status, is available on www.ed.sc.gov and www.eoc.sc.gov as well as school and school district websites. Printed versions are available from school districts upon request.

YEAR	ABSOLUTE RATING	GROWTH RATING	PALMETTO GOLD/SILVER AWARD	AYP STATUS	NCLB IMPROVEMENT STATUS
2008	Average	Average	TBD	Not Met	N/A
2007	Average	Below Average	Silver	Not Met	N/A
2006	Average	Good	N/A	Not Met	N/A

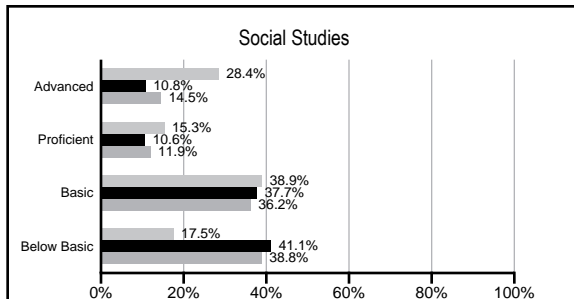
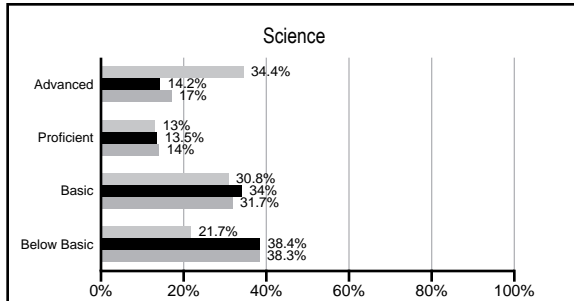
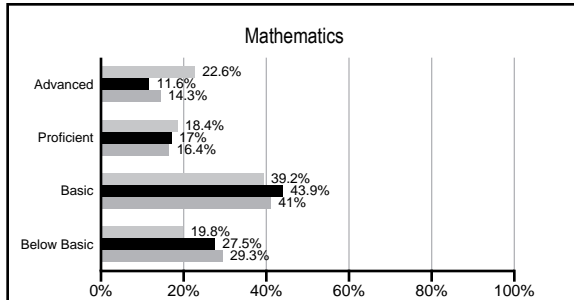
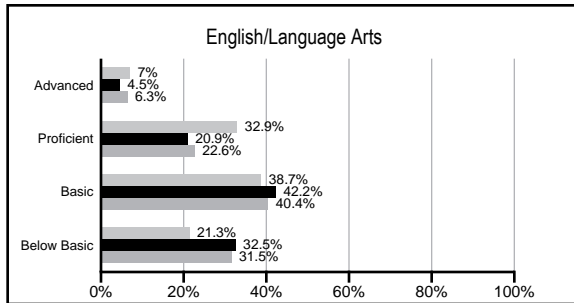
ABSOLUTE RATINGS OF MIDDLE SCHOOLS WITH STUDENTS LIKE OURS*

EXCELLENT	GOOD	AVERAGE	BELOW AVERAGE	AT-RISK
0	0	7	27	6

* Ratings are calculated with data available by 03/02/2009. Schools with Students like Ours are Middle Schools with poverty indices of no more than 5% above or below the index for this school.


PACT PERFORMANCE

Our School Middle Schools with Students Like Ours Middle schools statewide



NAEP PERFORMANCE*

* Performance reported for SC and nation, data not available at school level. Percentages at NAEP Achievement Levels.



END OF COURSE TESTS - 2008

% of students scoring 70 or above on:	Our Middle School	Middle Schools with Students Like Ours
Algebra 1/Math for the Technologies 2	100.0%	96.7%
English 1	0%	94.3%
Physical Science	0%	66.7%
All Subjects	100.0%	95.2%

SC PERFORMANCE GOAL

2010 Goal:
 By 2010, SC's student achievement will be ranked in the top half of the states nationally. To achieve this goal, we must become one of the fastest improving systems in the country.

2020 Goal: TBD

Abbreviations Key

N/A Not Applicable N/AV Not Available N/C Not Collected N/R Not Reported I/S Insufficient Sample TBD To be determined
 NI Newly Identified CSI Continuing School Improvement CA Corrective Action RP Plan to Restructure R Restructure DELAY School Improvement Status HOLD School Improvement Status

Wright Middle [Abbeville]

SCHOOL PROFILE

	Our School	Change from Last Year	Middle Schools with Students Like Ours	Median Middle School
Students (n=428)				
Students enrolled in high school credit courses (grades 7 & 8)	5.6%	Down from 13.0%	16.1%	19.4%
Retention rate	1.9%	Up from 1.6%	1.5%	1.8%
Attendance rate	96.4%	Up from 96.2%	95.6%	95.8%
Eligible for gifted and talented	18.4%	Down from 20.2%	13.3%	15.3%
With disabilities other than speech	14.3%	Up from 11.1%	14.3%	12.9%
Out-of-school suspensions or expulsions for violent &/or criminal offenses	0.0%	No Change	0.6%	0.7%
Annual dropout rate	0.0%	No Change	0.0%	0.0%
Teachers (n=33)				
Teachers with advanced degrees	51.5%	Up from 45.5%	52.6%	55.0%
Continuing contract teachers	66.7%	Down from 69.7%	73.3%	70.6%
Teachers with emergency or provisional certificates	17.9%	Up from 3.8%	5.6%	5.4%
Teachers returning from previous year	79.4%	Down from 82.5%	83.0%	83.4%
Teacher attendance rate	97.0%	Down from 99.2%	94.8%	94.9%
Average teacher salary	\$43,091	Up 2.7%	\$44,234	\$44,706
Classes not taught by highly qualified teachers	0.0%	No Change	2.9%	2.9%
School				
Principal's years at school	3.0	Up from 2.0	3.0	3.0
Student-teacher ratio in core subjects	16.8 to 1	Down from 18.5 to 1	19.4 to 1	20.1 to 1
Prime instructional time	92.9%	Down from 95.2%	89.0%	89.3%
Opportunities in the arts	Good	No Change	Good	Good
SACS accreditation	Yes	No Change	Yes	Yes
Character development program	Average	Down from Good	Good	Good
Dollars spent per pupil*	\$6,959	Up 1.6%	\$6,959	\$7,097
Percent of expenditures for instruction*	66.0%	Down from 66.7%	65.5%	64.4%
Percent of expenditures for teacher salaries*	63.2%	Up from 63.1%	61.5%	59.4%
% of AYP objectives met	71.4%		66.7%	69.0%

* Prior year audited financial data available.

REPORT OF PRINCIPAL AND SCHOOL IMPROVEMENT COUNCIL

What a wonderful opportunity we have to do something special. We are fine-tuning our staff and curriculum so that we can offer the students at Wright Middle an education that is second to none. Dr. Randolph, the district office staff, and the Board of Trustees are working diligently to make sure that all needed resources are available so that we can effectively teach children. As an Abbeville County team of educators, I feel that we are more prepared than ever to offer your child quality educational experiences. We encourage parents to take a few minutes each day to communicate with their children on their day at school and help and encourage them as appropriate.

EVALUATION RESULTS

	Teachers	Students*	Parents*
Number of surveys returned	25	115	83
Percent satisfied with learning environment	96.0%	78.3%	81.5%
Percent satisfied with social and physical environment	96.0%	82.5%	74.1%
Percent satisfied with school-home relations	88.0%	86.8%	76.5%

*Only students at the highest middle school grade level at this school and their parents were included.

Comprehensive detail, including definitions of rating, performance criteria, and explanations of status, is available on www.ed.sc.gov and www.eoc.sc.gov as well as school and school district websites.

Printed versions are available from school districts upon request.

Abbreviations Key

N/A Not Applicable N/AV Not Available N/C Not Collected N/R Not Reported I/S Insufficient Sample TBD To be determined
 NI Newly Identified CSI Continuing School Improvement CA Corrective Action RP Plan to Restructure R Restructure DELAY School Improvement Status HOLD School Improvement Status