



SC Annual School Report Card Summary

York Comprehensive High
York 1

Grades: 10-12

Enrollment: 1,049

Principal: Diane Howell

Superintendent: Dr. Russell Booker

Board Chair: Chris Stephenson

PERFORMANCE

Comprehensive detail, including definitions of ratings, performance criteria, and explanations of status, is available on www.ed.sc.gov and www.eoc.sc.gov as well as school and school district websites. Printed versions are available from school districts upon request.

YEAR	ABSOLUTE RATING	GROWTH RATING	PALMETTO GOLD/SILVER AWARD	AYP STATUS	NCLB IMPROVEMENT STATUS
2008	Good	Average	TBD	Met	N/A
2007	Good	Good	N/A	Met	N/A
2006	Good	At-Risk	Gold	Not Met	N/A

ABSOLUTE RATINGS OF HIGH SCHOOLS WITH STUDENTS LIKE OURS*

EXCELLENT	GOOD	AVERAGE	BELOW AVERAGE	AT-RISK
5	8	19	2	0

* Ratings are calculated with data available by 02/17/2009. Schools with Students like Ours are High Schools with poverty indices of no more than 5% above or below the index for this school.

HIGH SCHOOL ASSESSMENT PROGRAM(HSAP) EXAM PASSAGE RATE(%): SECOND YEAR STUDENTS

	Our High School		High Schools with Students Like Ours	
	2007	2008	2007	2008
Passed 2 subtests (%)	85.8%	87.3%	79.8%	82.2%
Passed 1 subtest (%)	10.0%	9.2%	11.7%	10.2%
Passed no subtests (%)	4.2%	3.4%	8.5%	7.8%

HSAP PASSAGE RATE (%) BY SPRING 2008

	Our High School	High Schools with Students Like Ours
	96.9%	93.6%

ON-TIME GRADUATION RATE




	Our High School	High Schools with Students Like Ours
Number of students	371	273
Number of Diplomas	300	202
Rate (%)	80.9%	75.1%

END OF COURSE TESTS - 2008

% of students scoring 70 or above on:	Our High School	High Schools with Students Like Ours
Algebra 1/Math for the Technologies 2	66.9%	77.4%
English 1	0%	67.4%
Physical Science	40.0%	59.2%
All Tests	64.2%	67.6%

NAEP PERFORMANCE*

* Performance reported for SC and nation, data not available at school level. Percentages at NAEP Achievement Levels.



SC PERFORMANCE GOAL

2010 Goal:

By 2010, SC's student achievement will be ranked in the top half of the states nationally. To achieve this goal, we must become one of the fastest improving systems in the country.

2020 Goal: TBD

Abbreviations Key

N/A Not Applicable N/AV Not Available N/C Not Collected N/R Not Reported I/S Insufficient Sample TBD To be determined

NI Newly Identified CSI Continuing School Improvement CA Corrective Action RP Plan to Restructure R Restructure DELAY School Improvement Status HOLD School Improvement Status

York Comprehensive High [York 1]

SCHOOL PROFILE

	Our School	Change from Last Year	High Schools with Students Like Ours	Median High School
Students (n=1,049)				
Retention rate	1.7%	Down from 2.0%	5.1%	6.1%
Attendance rate	95.0%	Down from 95.1%	95.0%	95.0%
Eligible for gifted and talented	0.0%	No Change	13.0%	8.3%
With disabilities other than speech	9.5%	Down from 10.5%	13.9%	13.0%
Out-of-school suspensions or expulsions for violent &/or criminal offenses	3.1%	Up from 1.7%	1.5%	1.5%
Enrolled in AP/IB programs	5.6%	Down from 6.3%	17.5%	11.4%
Successful on AP/IB exams	76.2%	N/A	47.4%	54.3%
Eligible for LIFE Scholarship	32.0%	Down from 48.0%	31.8%	30.5%
Annual dropout rate	4.8%	Up from 3.2%	3.7%	3.5%
Career/technology students in co-curricular organizations	0.0%	No Change	1.7%	3.1%
Enrollment in career/technology courses	834	Up from 1	621	559
Career/technology students attaining technical skills	80.0%	N/A	80.0%	79.6%
Teachers (n=53)				
Teachers with advanced degrees	81.1%	Up from 79.2%	60.9%	57.4%
Continuing contract teachers	84.9%	Down from 92.5%	70.8%	69.6%
Teachers with emergency or provisional certificates	2.0%	No Change	5.6%	8.7%
Teachers returning from previous year	95.8%	Up from 94.9%	86.3%	85.0%
Teacher attendance rate	96.9%	Up from 95.3%	95.8%	95.4%
Average teacher salary	\$49,361	Up 2.8%	\$46,803	\$46,061
Classes not taught by highly qualified teachers	0.0%	No Change	0.9%	4.3%
School				
Principal's years at school	6.0	Up from 5.0	4.5	3.0
Student-teacher ratio in core subjects	28.1 to 1	Down from 29.8 to 1	27.2 to 1	25.4 to 1
Prime instructional time	90.6%	Up from 89.1%	89.8%	89.1%
Dollars spent per pupil*	\$6,323	Up 8.2%	\$7,037	\$7,279
Percent of expenditures for teacher salaries*	53.8%	Up from 52.5%	54.3%	55.3%
Percent of expenditures for instruction*	57.0%	Up from 56.8%	59.7%	60.8%
Opportunities in the arts	Excellent	No Change	Excellent	Excellent
SACS accreditation	Yes	No Change	Yes	Yes
Character development program	Excellent	No Change	Good	Good
Modern Language Program Assessment	N/A	N/A	Good	Good
Classical Language Program Assessment	N/A	N/A	Excellent	Average
% of AYP objectives met	100.0%		94.1%	90.5%

* Prior year audited financial data available.

REPORT OF PRINCIPAL AND SCHOOL IMPROVEMENT COUNCIL

York Comprehensive High School was selected a Palmetto Silver Award Winner and maintained accreditation with Southern Association of Colleges and Schools, Advance Placement, and Project Lead the Way. The school was invited to participate in the Palmetto Gold and Silver Awards Program Showcase. High Schools that Work was implemented to redesign our high school. A site visit was conducted.

Competing in division 4A, our students excelled in academics, athletics, band, chorus, NJROTC, art and other extracurricular activities. We are proud of the success of our students and very thankful for the support we received from our parents and community. The support is evidenced by the passage of an \$85 million dollar bond referendum that will provide a new high school. The facility was designed to include a performing arts center, athletic complex, and technology center. A ground breaking ceremony was held in May 2008.

The class of 2008 set the pace for high levels of academic achievement. National recognition was awarded to one national achievement finalist and three Spanish students. Twelve students were selected Palmetto Fellows and three students SC Teaching Fellows. One hundred seventy five students were potential Life Scholarship recipients. Two seniors received state academic honor awards and 62 seniors were honor graduates. Thirteen students participated in All-State Chorus. One hundred twenty six seniors received a Diploma with Distinction. For the eleventh consecutive year, our NJROTC was recognized as a Distinguished Unit. The class was offered over \$5 million in scholarships with the majority of seniors planning to attend college.

YCHS' faculty is 100% highly qualified and 83% have a masters degree or higher. Students were provided a well rounded curriculum that is aligned with the SC standards. A curriculum framework is in place, which includes individual graduation plans. Professional development focused on use of new technology and literacy across the curriculum. Academic recovery was offered before, during and after school. Sophomores were administered the PLAN and PSAT. Juniors were offered ASVAB, Compass and PSAT. Strategies were implemented to improve HSAP, EOC and SAT/ACT scores. Incentive programs were conducted to recognize students and staff for academic, attendance and other successes. A new tardy policy was implemented. The school was made safer by continuing use of random drug dog searches.

We are confident that YCHS will continue to provide a quality education for all students. We are committed to continuous improvement toward excellence. Please visit our website for additional information: www.york.k12.sc.us

Mary Beth Tiblier, Chair
Howell, Principal

Diane

Comprehensive detail, including definitions of rating, performance criteria, and explanations of status, is available on www.ed.sc.gov and www.eoc.sc.gov as well as school and school district websites.

Printed versions are available from school districts upon request.

EVALUATION RESULTS

	Teachers	Students*	Parents*
Number of surveys returned	60	263	89
Percent satisfied with learning environment	95.0%	81.3%	85.4%
Percent satisfied with social and physical environment	95.0%	83.7%	81.6%
Percent satisfied with school-home relations	78.3%	89.7%	87.6%

*Only students at the highest high school grade level at this school and their parents were included.

Abbreviations Key

N/A Not Applicable N/AV Not Available N/C Not Collected N/R Not Reported I/S Insufficient Sample TBD To be determined

NI Newly Identified CSI Continuing School Improvement CA Corrective Action RP Plan to Restructure R Restructure DELAY School Improvement Status HOLD School Improvement Status