



SC Annual School Report Card Summary

Crestwood High

Sumter 2

Grades: 9-12

Enrollment: 1,276

Principal: John B. Huggins

Superintendent: Dr. J. Frank Baker

Board Chair: Mr. Larry Addison

PERFORMANCE

Comprehensive detail, including definitions of ratings, performance criteria, and explanations of status, is available on www.ed.sc.gov and www.eoc.sc.gov as well as school and school district websites. Printed versions are available from school districts upon request.

YEAR	ABSOLUTE RATING	GROWTH RATING	PALMETTO GOLD/SILVER AWARD	AYP STATUS	NCLB IMPROVEMENT STATUS
2008	Good	Good	TBD	Not Met	N/A
2007	Good	Below Average	N/A	Met	N/A
2006	Good	Below Average	Silver	Not Met	N/A

ABSOLUTE RATINGS OF HIGH SCHOOLS WITH STUDENTS LIKE OURS*

EXCELLENT	GOOD	AVERAGE	BELOW AVERAGE	AT-RISK
4	8	14	4	0

* Ratings are calculated with data available by 02/17/2009. Schools with Students like Ours are High Schools with poverty indices of no more than 5% above or below the index for this school.

HIGH SCHOOL ASSESSMENT PROGRAM(HSAP) EXAM PASSAGE RATE(%): SECOND YEAR STUDENTS

	Our High School		High Schools with Students Like Ours	
	2007	2008	2007	2008
Passed 2 subtests (%)	73.8%	72.6%	73.5%	76.5%
Passed 1 subtest (%)	13.9%	15.5%	15.2%	12.5%
Passed no subtests (%)	12.3%	11.9%	11.8%	11.1%

HSAP PASSAGE RATE (%) BY SPRING 2008

	Our High School	High Schools with Students Like Ours
	90.9%	92.6%

ON-TIME GRADUATION RATE



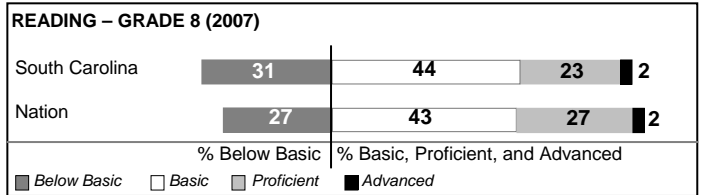
	Our High School	High Schools with Students Like Ours
Number of students	321	188
Number of Diplomas	262	140
Rate (%)	81.6%	76.3%

END OF COURSE TESTS - 2008

% of students scoring 70 or above on:	Our High School	High Schools with Students Like Ours
Algebra 1/Math for the Technologies 2	61.0%	66.5%
English 1	57.2%	56.6%
Physical Science	46.1%	45.9%
All Tests	54.9%	55.4%

NAEP PERFORMANCE*

* Performance reported for SC and nation, data not available at school level. Percentages at NAEP Achievement Levels.



SC PERFORMANCE GOAL

2010 Goal:

By 2010, SC's student achievement will be ranked in the top half of the states nationally. To achieve this goal, we must become one of the fastest improving systems in the country.

2020 Goal: TBD

Abbreviations Key

N/A Not Applicable N/AV Not Available N/C Not Collected N/R Not Reported I/S Insufficient Sample TBD To be determined

NI Newly Identified CSI Continuing School Improvement CA Corrective Action RP Plan to Restructure R Restructure DELAY School Improvement Status HOLD School Improvement Status

Crestwood High [Sumter 2]

SCHOOL PROFILE

	Our School	Change from Last Year	High Schools with Students Like Ours	Median High School
Students (n=1,276)				
Retention rate	0.8%	Down from 1.3%	6.3%	6.1%
Attendance rate	94.8%	No Change	94.3%	95.0%
Eligible for gifted and talented	0.0%	No Change	8.4%	8.3%
With disabilities other than speech	13.8%	Down from 13.9%	14.3%	13.0%
Out-of-school suspensions or expulsions for violent &/or criminal offenses	0.1%	Down from 0.6%	1.6%	1.5%
Enrolled in AP/IB programs	2.0%	Up from 1.5%	9.4%	11.4%
Successful on AP/IB exams	N/A	N/A	37.1%	54.3%
Eligible for LIFE Scholarship	29.9%	Down from 30.0%	30.0%	30.5%
Annual dropout rate	5.3%	Up from 3.4%	4.0%	3.5%
Career/technology students in co-curricular organizations	13.3%	Down from 13.6%	4.2%	3.1%
Enrollment in career/technology courses	933	Down from 960	483	559
Career/technology students attaining technical skills	90.7%	Up from 86.5%	82.2%	79.6%
Teachers (n=62)				
Teachers with advanced degrees	64.5%	Up from 53.5%	55.9%	57.4%
Continuing contract teachers	61.3%	Up from 59.2%	69.0%	69.6%
Teachers with emergency or provisional certificates	29.8%	Down from 37.9%	8.7%	8.7%
Teachers returning from previous year	76.1%	Down from 78.6%	85.1%	85.0%
Teacher attendance rate	95.5%	No Change	95.0%	95.4%
Average teacher salary	\$43,800	Up 7.9%	\$46,441	\$46,061
Classes not taught by highly qualified teachers	27.9%	Up from 20.9%	5.7%	4.3%
School				
Principal's years at school	4.0	Up from 3.0	4.0	3.0
Student-teacher ratio in core subjects	36.4 to 1	Up from 31.9 to 1	25.8 to 1	25.4 to 1
Prime instructional time	89.0%	No Change	88.0%	89.1%
Dollars spent per pupil*	\$6,198	Up 3.4%	\$7,535	\$7,279
Percent of expenditures for teacher salaries*	47.9%	Down from 48.6%	56.6%	55.3%
Percent of expenditures for instruction*	58.6%	Up from 58.2%	61.6%	60.8%
Opportunities in the arts	Excellent	No Change	Excellent	Excellent
SACS accreditation	Yes	No Change	Yes	Yes
Character development program	Good	No Change	Good	Good
Modern Language Program Assessment	N/A	N/A	Good	Good
Classical Language Program Assessment	N/A	N/A	Good	Average
% of AYP objectives met	76.2%		87.0%	90.5%

* Prior year audited financial data available.

REPORT OF PRINCIPAL AND SCHOOL IMPROVEMENT COUNCIL

Crestwood High School, located in a rural area just outside the city of Sumter, serves a diverse population, including students who come from rural areas, the suburbs of Sumter, and Shaw Air Force Base. To meet the needs of our stakeholders, we offer a wide range of courses to prepare students for life after high school, whether they are making the transition into higher education or directly into the workplace.

Crestwood has joined the High Schools That Work initiative. Teams of Crestwood staff members attend summer programs to deal with issues such as at-risk students, literacy models, and instruction. Qualified junior and senior students are offered the opportunity to participate in dual enrollment courses through the University of South Carolina (Sumter), giving them the opportunity to graduate from high school having already earned college credits. In addition, the school has recently added a second career specialist to guide the students in making informed decisions about their future. Although the school is relatively new, we are currently preparing to remodel a portion of our cafeteria and to construct an auditorium to improve student services.

Crestwood teachers participate in a wide variety of staff development activities during the year. These include Balanced Literacy, cooperative learning, brain research, learning styles, classroom management, conflict management, technology, and innovative instructional techniques. Standards-based unit plans, developed by district teachers and updated annually, ensure that the students have the opportunity to develop the skills they need to succeed.

Crestwood students have gained recognition through competitions on the local, state, national, and international levels, winning awards in academics as well as co-curricular and athletic activities. In addition to academic and co-curricular accomplishments, our students also have a long and praiseworthy tradition of community service.

Our Freshman Academy, whose motto is Success Is the Only Option, was designed to ease the transition from middle to high school. In the Academy, students not only go to their core classes but also participate in leadership and personal skills classes. Freshmen are then integrated with upper class students in their electives.

Crestwood High School has succeeded in meeting the stringent requirements for Adequate Yearly Progress (AYP) in the federal No Child Left Behind initiative. The entire school program reflects the school's mission statement: "Crestwood High School: Keeping Academics and Citizenship First and Foremost."

John B. Huggins, Principal
Candace J. Leggett, School Improvement Council President

Comprehensive detail, including definitions of rating, performance criteria, and explanations of status, is available on www.ed.sc.gov and www.eoc.sc.gov as well as school and school district websites.

Printed versions are available from school districts upon request.

EVALUATION RESULTS

	Teachers	Students*	Parents*
Number of surveys returned	62	195	52
Percent satisfied with learning environment	85.5%	66.7%	76.9%
Percent satisfied with social and physical environment	90.2%	69.4%	68.0%
Percent satisfied with school-home relations	67.8%	76.2%	68.0%

*Only students at the highest high school grade level at this school and their parents were included.

Abbreviations Key

N/A Not Applicable N/AV Not Available N/C Not Collected N/R Not Reported I/S Insufficient Sample TBD To be determined
NI Newly Identified CSI Continuing School Improvement CA Corrective Action RP Plan to Restructure R Restructure DELAY School Improvement Status HOLD School Improvement Status