



SC Annual School Report Card Summary

Liberty High
 Pickens
 Grades: 9-12 Enrollment: 691
 Principal: Randy S. Gilstrap
 Superintendent: Lee D'Andrea, Ph.D.
 Board Chair: Dr. B. J. Skelton

PERFORMANCE

Comprehensive detail, including definitions of ratings, performance criteria, and explanations of status, is available on www.ed.sc.gov and www.eoc.sc.gov as well as school and school district websites. Printed versions are available from school districts upon request.

YEAR	ABSOLUTE RATING	GROWTH RATING	PALMETTO GOLD/SILVER AWARD	AYP STATUS	NCLB IMPROVEMENT STATUS
2008	Average	At-Risk	TBD	Not Met	N/A
2007	Good	Average	N/A	Not Met	N/A
2006	Good	At-Risk	N/A	Not Met	N/A

ABSOLUTE RATINGS OF HIGH SCHOOLS WITH STUDENTS LIKE OURS*

EXCELLENT	GOOD	AVERAGE	BELOW AVERAGE	AT-RISK
4	7	19	2	0

* Ratings are calculated with data available by 02/17/2009. Schools with Students like Ours are High Schools with poverty indices of no more than 5% above or below the index for this school.

HIGH SCHOOL ASSESSMENT PROGRAM(HSAP) EXAM PASSAGE RATE(%): SECOND YEAR STUDENTS

	Our High School		High Schools with Students Like Ours	
	2007	2008	2007	2008
Passed 2 subtests (%)	79.9%	80.7%	78.9%	81.4%
Passed 1 subtest (%)	13.2%	8.1%	11.8%	10.3%
Passed no subtests (%)	6.9%	11.2%	9.3%	8.6%

HSAP PASSAGE RATE (%) BY SPRING 2008

	Our High School	High Schools with Students Like Ours
	88.9%	93.6%

ON-TIME GRADUATION RATE



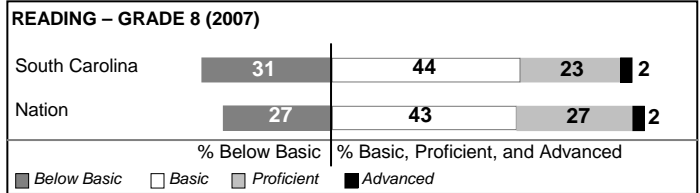
	Our High School	High Schools with Students Like Ours
Number of students	192	240
Number of Diplomas	122	178
Rate (%)	63.5%	75.5%

END OF COURSE TESTS - 2008

% of students scoring 70 or above on:	Our High School	High Schools with Students Like Ours
Algebra 1/Math for the Technologies 2	61.1%	75.5%
English 1	65.1%	64.3%
Physical Science	69.8%	56.4%
All Tests	65.5%	64.9%

NAEP PERFORMANCE*

* Performance reported for SC and nation, data not available at school level. Percentages at NAEP Achievement Levels.



SC PERFORMANCE GOAL

2010 Goal:
By 2010, SC's student achievement will be ranked in the top half of the states nationally. To achieve this goal, we must become one of the fastest improving systems in the country.

2020 Goal: TBD

Abbreviations Key

N/A Not Applicable N/AV Not Available N/C Not Collected N/R Not Reported I/S Insufficient Sample TBD To be determined
 NI Newly Identified CSI Continuing School Improvement CA Corrective Action RP Plan to Restructure R Restructure DELAY School Improvement Status HOLD School Improvement Status

Liberty High [Pickens]

SCHOOL PROFILE

	Our School	Change from Last Year	High Schools with Students Like Ours	Median High School
Students (n=691)				
Retention rate	2.9%	Down from 3.3%	6.0%	6.1%
Attendance rate	93.1%	Down from 93.9%	95.1%	95.0%
Eligible for gifted and talented	7.3%	Down from 8.5%	13.7%	8.3%
With disabilities other than speech	16.1%	No Change	14.2%	13.0%
Out-of-school suspensions or expulsions for violent &/or criminal offenses	2.2%	Up from 0.0%	1.7%	1.5%
Enrolled in AP/IB programs	8.2%	Down from 13.1%	14.8%	11.4%
Successful on AP/IB exams	31.7%	N/A	47.4%	54.3%
Eligible for LIFE Scholarship	65.0%	Up from 28.9%	31.0%	30.5%
Annual dropout rate	6.6%	Up from 5.1%	4.1%	3.5%
Career/technology students in co-curricular organizations	1.5%	Up from 0.0%	1.6%	3.1%
Enrollment in career/technology courses	423	Up from 346	572	559
Career/technology students attaining technical skills	79.4%	Down from 85.5%	80.3%	79.6%
Teachers (n=46)				
Teachers with advanced degrees	60.9%	Down from 63.0%	61.4%	57.4%
Continuing contract teachers	80.4%	Up from 78.7%	71.8%	69.6%
Teachers with emergency or provisional certificates	7.3%	Up from 5.0%	5.9%	8.7%
Teachers returning from previous year	87.1%	Down from 88.2%	87.1%	85.0%
Teacher attendance rate	96.2%	Down from 96.6%	95.5%	95.4%
Average teacher salary	\$46,705	Up 3.7%	\$46,616	\$46,061
Classes not taught by highly qualified teachers	1.9%	Up from 1.1%	1.2%	4.3%
School				
Principal's years at school	12.0	Up from 11.0	3.0	3.0
Student-teacher ratio in core subjects	26.7 to 1	Down from 27.3 to 1	26.4 to 1	25.4 to 1
Prime instructional time	87.3%	Down from 89.1%	89.4%	89.1%
Dollars spent per pupil*	\$7,842	Up 3.0%	\$7,000	\$7,279
Percent of expenditures for teacher salaries*	54.1%	Down from 55.9%	54.6%	55.3%
Percent of expenditures for instruction*	59.0%	No Change	59.7%	60.8%
Opportunities in the arts	Excellent	No Change	Excellent	Excellent
SACS accreditation	Yes	No Change	Yes	Yes
Character development program	Average	No Change	Good	Good
Modern Language Program Assessment	Good	N/A	Average	Good
Classical Language Program Assessment	N/A	N/A	Excellent	Average
% of AYP objectives met	92.3%		94.1%	90.5%

* Prior year audited financial data available.

REPORT OF PRINCIPAL AND SCHOOL IMPROVEMENT COUNCIL

Founded in 1897, Liberty High School is a 9-12 school, serving a diverse population of students. We believe that we are to prepare all students to be adaptive and productive citizens through emphasis on academic excellence, career preparation, and life-long learning in a safe and caring environment. Liberty High School offers tech prep, college prep, honors, dual enrollment, and Advance Placement courses.

Liberty High School has been a model school in implementing the state of South Carolina's new Education Economic Development Act (EEDA). We have been the leader in our district for using the new Individual Graduation Plan (IGP) system to advise students on career pathways. Club One is now part of the culture here at LHS. This is a comprehensive teacher/student advisory system that exposes students to career, social, character, and academic skills. The 2007-2008 school year witnessed LHS being accepted as a High Schools That Work by the Southern Regional Education Board. HSTW is a major network of middle and high schools that provide support for school improvement initiatives.

Our accomplishments for the 2007-2008 school year are:

- Creation of Club One (advisory system).
- Induction into High Schools That Work.
- Addition of College Math 120 and Micro Computer Applications 170 into dual enrollment program.
- Continuation of technology upgrade through the purchase of new computers, software, and other technology.
- Completion of over 150 hours of service learning through Civic Responsibility, Beta Club and Youth in Government, Life Force, JROTC, and Student Government.
- Continuing satellite school for trainable, orthopedic, and profoundly mentally disabled students.
- Creation of the Teacher-Training Program for the students district-wide that are interested in the teaching profession.
- AP Human Geography offered to ninth graders for the first time.
- Competition with academic teams Math Team, Stock-Market Game, Knowledge Masters Open, Model UN (Clemson and Winthrop Teams).
- Competitive Cheer Team won back-to-back State Championships.
- Increase in number of student in dual-enrollment with Tri-County Technical College.
- Over 100 11th and 12th graders took advantage of the LHS college tour program.

Liberty's accomplishments are further enhanced by the fact that more than half the faculty and staff have been employed with Liberty High School for more than 10 years. Further, many faculty and staff are Liberty High school graduates. As a faculty and staff, we support the idea that through example and encouragement we cultivate each individual learner.

Jan Whitworth, SIC Chairperson
Randy Gilstrap, Principal

Comprehensive detail, including definitions of rating, performance criteria, and explanations of status, is available on www.ed.sc.gov and www.eoc.sc.gov as well as school and school district websites.

Printed versions are available from school districts upon request.

EVALUATION RESULTS

	Teachers	Students*	Parents*
Number of surveys returned	51	102	49
Percent satisfied with learning environment	92.2%	74.5%	89.8%
Percent satisfied with social and physical environment	100.0%	73.5%	77.6%
Percent satisfied with school-home relations	68.6%	74.3%	81.3%

*Only students at the highest high school grade level at this school and their parents were included.

Abbreviations Key

N/A Not Applicable N/AV Not Available N/C Not Collected N/R Not Reported I/S Insufficient Sample TBD To be determined
NI Newly Identified CSI Continuing School Improvement CA Corrective Action RP Plan to Restructure R Restructure DELAY School Improvement Status HOLD School Improvement Status