



# SC Annual School Report Card Summary

Hunter-Kinard-Tyler High  
Orangeburg 4

Grades: 7-12

Enrollment: 327

Principal: Dr. Jonathan Francis

Superintendent: Dr. Darrell Johnson

Board Chair: Mr. Aaron Rudd

## PERFORMANCE

Comprehensive detail, including definitions of ratings, performance criteria, and explanations of status, is available on [www.ed.sc.gov](http://www.ed.sc.gov) and [www.eoc.sc.gov](http://www.eoc.sc.gov) as well as school and school district websites. Printed versions are available from school districts upon request.

YEAR	ABSOLUTE RATING	GROWTH RATING	PALMETTO GOLD/SILVER AWARD	AYP STATUS	NCLB IMPROVEMENT STATUS
2008	Good	Excellent	TBD	Met	N/A
2007	Below Average	Below Average	N/A	Not Met	N/A
2006	At-Risk	At-Risk	Silver	Met	N/A

## ABSOLUTE RATINGS OF HIGH SCHOOLS WITH STUDENTS LIKE OURS\*

EXCELLENT	GOOD	AVERAGE	BELOW AVERAGE	AT-RISK
3	5	8	6	10

\* Ratings are calculated with data available by 02/17/2009. Schools with Students like Ours are High Schools with poverty indices of no more than 5% above or below the index for this school.

## HIGH SCHOOL ASSESSMENT PROGRAM(HSAP) EXAM PASSAGE RATE(%): SECOND YEAR STUDENTS

	Our High School		High Schools with Students Like Ours	
	2007	2008	2007	2008
Passed 2 subtests (%)	66.7%	76.2%	64.2%	65.0%
Passed 1 subtest (%)	21.6%	15.9%	19.2%	16.2%
Passed no subtests (%)	11.8%	7.9%	16.5%	19.3%

## HSAP PASSAGE RATE (%) BY SPRING 2008

	Our High School	High Schools with Students Like Ours
	93.5%	85.1%

## ON-TIME GRADUATION RATE



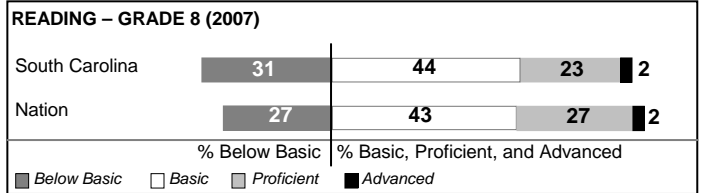
	Our High School	High Schools with Students Like Ours
Number of students	38	111
Number of Diplomas	33	75
Rate (%)	86.8%	63.7%

## END OF COURSE TESTS - 2008

% of students scoring 70 or above on:	Our High School	High Schools with Students Like Ours
Algebra 1/Math for the Technologies 2	84.0%	58.8%
English 1	27.9%	41.4%
Physical Science	0%	26.0%
All Tests	48.5%	44.4%

## NAEP PERFORMANCE\*

\* Performance reported for SC and nation, data not available at school level. Percentages at NAEP Achievement Levels.



## SC PERFORMANCE GOAL

2010 Goal:

*By 2010, SC's student achievement will be ranked in the top half of the states nationally. To achieve this goal, we must become one of the fastest improving systems in the country.*

2020 Goal: TBD

### Abbreviations Key

N/A Not Applicable N/AV Not Available N/C Not Collected N/R Not Reported I/S Insufficient Sample TBD To be determined

NI Newly Identified CSI Continuing School Improvement CA Corrective Action RP Plan to Restructure R Restructure DELAY School Improvement Status HOLD School Improvement Status

# Hunter-Kinard-Tyler High [Orangeburg 4]

## SCHOOL PROFILE

	Our School	Change from Last Year	High Schools with Students Like Ours	Median High School
<b>Students (n=327)</b>				
Retention rate	7.5%	Up from 6.7%	10.4%	6.1%
Attendance rate	96.6%	Down from 97.1%	93.8%	95.0%
Eligible for gifted and talented	6.2%	Down from 6.9%	3.5%	8.3%
With disabilities other than speech	10.1%	Down from 13.9%	13.9%	13.0%
Out-of-school suspensions or expulsions for violent &/or criminal offenses	1.2%	N/R	3.0%	1.5%
Enrolled in AP/IB programs	2.4%	N/R	4.7%	11.4%
Successful on AP/IB exams	N/A	N/A	16.8%	54.3%
Eligible for LIFE Scholarship	21.1%	N/R	25.0%	30.5%
Annual dropout rate	5.0%	Up from 3.0%	3.5%	3.5%
Career/technology students in co-curricular organizations	11.7%	Down from 38.5%	3.4%	3.1%
Enrollment in career/technology courses	155	Down from 159	276	559
Career/technology students attaining technical skills	79.7%	Down from 82.8%	75.9%	79.6%
<b>Teachers (n=33)</b>				
Teachers with advanced degrees	78.8%	Up from 61.8%	52.7%	57.4%
Continuing contract teachers	36.4%	Down from 64.7%	54.0%	69.6%
Teachers with emergency or provisional certificates	21.9%	Up from 10.0%	19.6%	8.7%
Teachers returning from previous year	75.6%	Down from 75.9%	78.3%	85.0%
Teacher attendance rate	94.8%	Down from 95.4%	95.0%	95.4%
Average teacher salary	\$45,434	Up 3.4%	\$43,438	\$46,061
Classes not taught by highly qualified teachers	6.5%	Down from 10.8%	11.5%	4.3%
<b>School</b>				
Principal's years at school	0.5	Down from 4.0	2.0	3.0
Student-teacher ratio in core subjects	15.7 to 1	N/R	20.8 to 1	25.4 to 1
Prime instructional time	89.6%	Down from 89.8%	87.0%	89.1%
Dollars spent per pupil*	\$13,275	Up 7.4%	\$9,496	\$7,279
Percent of expenditures for teacher salaries*	45.8%	Down from 48.0%	51.8%	55.3%
Percent of expenditures for instruction*	52.7%	Up from 51.6%	61.0%	60.8%
Opportunities in the arts	Good	Up from Poor	Good	Excellent
SACS accreditation	Yes	Up from No	Yes	Yes
Character development program	Excellent	N/R	Good	Good
Modern Language Program Assessment	Good	N/A	Average	Good
Classical Language Program Assessment	N/A	N/A	N/A	Average
% of AYP objectives met	100.0%		84.6%	90.5%

\* Prior year audited financial data available.

## REPORT OF PRINCIPAL AND SCHOOL IMPROVEMENT COUNCIL

The mission of Hunter-Kinard-Tyler High School is to prepare students to become successful, productive citizens in a global society and to assist them in reaching their fullest potential by providing a broad and flexible curriculum that incorporates technical experiences in a safe and orderly environment.

Various teaching strategies and resources were used to improve academic performance such as: additional staff were added to lower class size in middle school Social Studies and Science, the Benchmark Testing Program was enhanced by using MAP scores in grades 7-10, curriculum from Anderson School District Five was implemented to provide uniformed school-wide instruction, afterschool tutorial sessions were held in English and Mathematics, enrichment classes were provided for students taking the HSAP and PACT, the Credit Recovery Program assisted students in earning credit for a course in grades 7-12, and Honor Roll celebrations were implemented. Regular review and analysis of data continues to drive instruction.

The Varsity Girls' and Boys' Basketball teams participated in the Upper State Finals and the Girls went to the State "A" Basketball Championships. The school participated in Orangeburg County Community of Character Program. Thirty percent of the graduating senior class participated in Claflin University's Humanities Festival, and three students were awarded scholarships ranging from \$500 to \$2,500 based on their winning essays. Twenty-seven new members were inducted into the National Honor Society. The Student Government continued their Thanksgiving Day Drive by collecting can goods for the needy.

Parents, teachers, students, and the community have an important role in education. Together, we can educate our students to help them become successful, productive members of society. We look forward to our continued partnerships at Hunter-Kinard-Tyler High School, where we are "Promoting Excellence."

Jonathan Francis, Principal  
William Ray, School Improvement Council

## EVALUATION RESULTS

	Teachers	Students*	Parents*
Number of surveys returned	23	34	24
Percent satisfied with learning environment	72.7%	55.9%	63.6%
Percent satisfied with social and physical environment	78.3%	73.5%	70.8%
Percent satisfied with school-home relations	56.5%	73.5%	70.8%

\*Only students at the highest high school grade level at this school and their parents were included.

Comprehensive detail, including definitions of rating, performance criteria, and explanations of status, is available on [www.ed.sc.gov](http://www.ed.sc.gov) and [www.eoc.sc.gov](http://www.eoc.sc.gov) as well as school and school district websites.

Printed versions are available from school districts upon request.

### Abbreviations Key

N/A Not Applicable N/AV Not Available N/C Not Collected N/R Not Reported I/S Insufficient Sample TBD To be determined  
NI Newly Identified CSI Continuing School Improvement CA Corrective Action RP Plan to Restructure R Restructure DELAY School Improvement Status HOLD School Improvement Status