



# SC Annual School Report Card Summary

Lake Marion High School  
Orangeburg 3

Grades: 9-12 Enrollment: 1,034  
Principal: Rose V. Pelzer-Brower  
Superintendent: David Longshore, Jr.  
Board Chair: Robert Williams

## PERFORMANCE

Comprehensive detail, including definitions of ratings, performance criteria, and explanations of status, is available on [www.ed.sc.gov](http://www.ed.sc.gov) and [www.eoc.sc.gov](http://www.eoc.sc.gov) as well as school and school district websites. Printed versions are available from school districts upon request.

YEAR	ABSOLUTE RATING	GROWTH RATING	PALMETTO GOLD/SILVER AWARD	AYP STATUS	NCLB IMPROVEMENT STATUS
2008	Below Average	Excellent	TBD	Met	N/A
2007	At-Risk	N/A	N/A	Not Met	N/A
2006	N/A	N/A	N/A	N/A	N/A

## ABSOLUTE RATINGS OF HIGH SCHOOLS WITH STUDENTS LIKE OURS\*

EXCELLENT	GOOD	AVERAGE	BELOW AVERAGE	AT-RISK
4	3	9	7	6

\* Ratings are calculated with data available by 02/17/2009. Schools with Students like Ours are High Schools with poverty indices of no more than 5% above or below the index for this school.

## HIGH SCHOOL ASSESSMENT PROGRAM(HSAP) EXAM PASSAGE RATE(%): SECOND YEAR STUDENTS

	Our High School		High Schools with Students Like Ours	
	2007	2008	2007	2008
Passed 2 subtests (%)	62.8%	75.3%	65.4%	68.1%
Passed 1 subtest (%)	21.8%	12.4%	18.7%	16.6%
Passed no subtests (%)	15.5%	12.4%	15.9%	15.3%

## HSAP PASSAGE RATE (%) BY SPRING 2008

	Our High School	High Schools with Students Like Ours
	84.1%	90.1%

## ON-TIME GRADUATION RATE



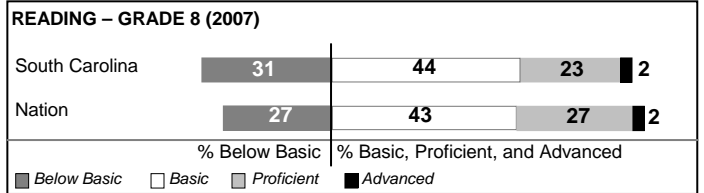
	Our High School	High Schools with Students Like Ours
Number of students	218	130
Number of Diplomas	141	93
Rate (%)	64.7%	68.6%

## END OF COURSE TESTS - 2008

% of students scoring 70 or above on:	Our High School	High Schools with Students Like Ours
Algebra 1/Math for the Technologies 2	71.1%	59.6%
English 1	48.5%	43.8%
Physical Science	48.0%	29.6%
All Tests	53.4%	45.3%

## NAEP PERFORMANCE\*

\* Performance reported for SC and nation, data not available at school level. Percentages at NAEP Achievement Levels.



## SC PERFORMANCE GOAL

2010 Goal:

*By 2010, SC's student achievement will be ranked in the top half of the states nationally. To achieve this goal, we must become one of the fastest improving systems in the country.*

2020 Goal: TBD

### Abbreviations Key

N/A Not Applicable N/AV Not Available N/C Not Collected N/R Not Reported I/S Insufficient Sample TBD To be determined

NI Newly Identified CSI Continuing School Improvement CA Corrective Action RP Plan to Restructure R Restructure DELAY School Improvement Status HOLD School Improvement Status

# Lake Marion High School [Orangeburg 3]

## SCHOOL PROFILE

	Our School	Change from Last Year	High Schools with Students Like Ours	Median High School
<b>Students (n=1,034)</b>				
Retention rate	10.1%	Up from 9.6%	10.1%	6.1%
Attendance rate	95.1%	No Change	93.7%	95.0%
Eligible for gifted and talented	10.7%	Up from 0.0%	4.2%	8.3%
With disabilities other than speech	13.3%	Down from 15.2%	13.9%	13.0%
Out-of-school suspensions or expulsions for violent &/or criminal offenses	0.2%	Up from 0.1%	1.8%	1.5%
Enrolled in AP/IB programs	7.8%	Down from 9.5%	5.2%	11.4%
Successful on AP/IB exams	13.2%	N/A	16.8%	54.3%
Eligible for LIFE Scholarship	19.5%	Down from 27.7%	25.3%	30.5%
Annual dropout rate	4.4%	Down from 6.2%	3.5%	3.5%
Career/technology students in co-curricular organizations	12.0%	Down from 20.6%	5.3%	3.1%
Enrollment in career/technology courses	746	Up from 676	342	559
Career/technology students attaining technical skills	65.7%	Up from 63.1%	74.4%	79.6%
<b>Teachers (n=83)</b>				
Teachers with advanced degrees	55.4%	Up from 55.0%	50.7%	57.4%
Continuing contract teachers	56.6%	Down from 62.5%	54.0%	69.6%
Teachers with emergency or provisional certificates	14.1%	Up from 13.0%	19.5%	8.7%
Teachers returning from previous year	83.3%	N/A	79.5%	85.0%
Teacher attendance rate	94.7%	Up from 94.0%	95.1%	95.4%
Average teacher salary	\$48,089	Up 1.9%	\$45,283	\$46,061
Classes not taught by highly qualified teachers	19.7%	Down from 22.2%	9.6%	4.3%
<b>School</b>				
Principal's years at school	4.0	Up from 3.5	2.0	3.0
Student-teacher ratio in core subjects	21.4 to 1	Down from 23.8 to 1	22.3 to 1	25.4 to 1
Prime instructional time	88.5%	Up from 88.2%	88.1%	89.1%
Dollars spent per pupil*	\$9,784	Up 8.9%	\$8,593	\$7,279
Percent of expenditures for teacher salaries*	48.3%	Down from 52.0%	53.3%	55.3%
Percent of expenditures for instruction*	57.0%	Down from 61.6%	59.5%	60.8%
Opportunities in the arts	Excellent	No Change	Good	Excellent
SACS accreditation	Yes	No Change	Yes	Yes
Character development program	Good	Down from Excellent	Good	Good
Modern Language Program Assessment	At-Risk	N/A	Below Average	Good
Classical Language Program Assessment	N/A	N/A	N/A	Average
% of AYP objectives met	100.0%		84.6%	90.5%

\* Prior year audited financial data available.

## EVALUATION RESULTS

	Teachers	Students*	Parents*
Number of surveys returned	69	149	64
Percent satisfied with learning environment	76.5%	68.5%	79.4%
Percent satisfied with social and physical environment	94.1%	77.9%	72.1%
Percent satisfied with school-home relations	51.6%	82.3%	75.8%

\*Only students at the highest high school grade level at this school and their parents were included.

## REPORT OF PRINCIPAL AND SCHOOL IMPROVEMENT COUNCIL

During the 2007-08 school year, two new academic programs were introduced to Lake Marion High School and Technology Center, AVID (Advancement via Individual Determination) and College Summit. These programs are designed to prepare students for college. Both programs were very successful.

Academically, our students are improving. Our school's SAT increased 97 points, which was the largest improvement among the state's AAA schools and the third best improvement statewide. For the third straight year, Lake Marion High School and Technology students showed improvement on the HSAP (High School Assessment Program). Sixty-two percent of our students passed both parts of the HSAP on their first attempt.

Some other highlights of the 2007-2008 school year included:

- The South Carolina High School League awarded Lake Marion High School the 2006-07 award for Excellence for Exemplary Display of Sportsmanship, Ethics, and integrity for AAA-Region VII. This is the third straight year LMHS has received this award.
- The South Carolina Department of Transportation (SCDOT) named the LMHS JROTC 2007 Adopt-A-Highway Group of the Year for Eastern Orangeburg County.
- The LMHS Physical Education Department received an excellent rating by the South Carolina Physical Education Assessment Program. This excellent rating is an indicator of the effectiveness of the physical education program at our school. LMHS was one of only 13 schools statewide to achieve this rating.
- The boys track team captured the VII-AAA region title, and the girls track team finished second in the region.
- The LMHS Concert Choir participated in the State Choral Festival and received a superior rating for their performance.

- The Marching Gators hosted the Lower 2007 SCBDA Lower State 1A/3A Marching Band Championships.

-The LMHS College Summit program was recognized for having 100% of the seventy-four College Summit students apply to at least one college.

-Two teacher cadet students received the 2008 Teacher Fellows Scholarship created by the CERRA. Two students were selected from among 175 students across the state of South Carolina.

Rose V. Pelzer-Brower, Principal  
Loretta High, SIC Chairperson

Comprehensive detail, including definitions of rating, performance criteria, and explanations of status, is available on [www.ed.sc.gov](http://www.ed.sc.gov) and [www.eoc.sc.gov](http://www.eoc.sc.gov) as well as school and school district websites.

Printed versions are available from school districts upon request.

### Abbreviations Key

N/A Not Applicable N/AV Not Available N/C Not Collected N/R Not Reported I/S Insufficient Sample TBD To be determined  
NI Newly Identified CSI Continuing School Improvement CA Corrective Action RP Plan to Restructure R Restructure DELAY School Improvement Status HOLD School Improvement Status