



# SC Annual School Report Card Summary

Hardeeville Middle/High  
Jasper

Grades: 7-12

Enrollment: 478

Principal: Dr. Carletha W. Youmans

Superintendent: Dr. Delacy Sanford

Board Chair: Berty Riley

## PERFORMANCE

Comprehensive detail, including definitions of ratings, performance criteria, and explanations of status, is available on [www.ed.sc.gov](http://www.ed.sc.gov) and [www.eoc.sc.gov](http://www.eoc.sc.gov) as well as school and school district websites. Printed versions are available from school districts upon request.

YEAR	ABSOLUTE RATING	GROWTH RATING	PALMETTO GOLD/SILVER AWARD	AYP STATUS	NCLB IMPROVEMENT STATUS
2008	Excellent	N/A	TBD	Not Met	N/A
2007	N/A	N/A	N/A	N/A	N/A
2006	N/A	N/A	N/A	N/A	N/A

## ABSOLUTE RATINGS OF HIGH SCHOOLS WITH STUDENTS LIKE OURS\*

EXCELLENT	GOOD	AVERAGE	BELOW AVERAGE	AT-RISK
0	0	0	0	0

\* Ratings are calculated with data available by 02/17/2009. Schools with Students like Ours are High Schools with poverty indices of no more than 5% above or below the index for this school.

## HIGH SCHOOL ASSESSMENT PROGRAM(HSAP) EXAM PASSAGE RATE(%): SECOND YEAR STUDENTS

	Our High School		High Schools with Students Like Ours	
	2007	2008	2007	2008
Passed 2 subtests (%)	0%	67.1%	0%	0%
Passed 1 subtest (%)	0%	18.4%	0%	0%
Passed no subtests (%)	0%	14.5%	0%	0%

## HSAP PASSAGE RATE (%) BY SPRING 2008

	Our High School	High Schools with Students Like Ours
	100.0%	0%

## ON-TIME GRADUATION RATE




	Our High School	High Schools with Students Like Ours
Number of students	46	0
Number of Diplomas	42	0
Rate (%)	91.3%	0%

## END OF COURSE TESTS - 2008

% of students scoring 70 or above on:	Our High School	High Schools with Students Like Ours
Algebra 1/Math for the Technologies 2	48.4%	0%
English 1	47.7%	0%
Physical Science	19.0%	0%
All Tests	35.4%	0%

## NAEP PERFORMANCE\*

\* Performance reported for SC and nation, data not available at school level. Percentages at NAEP Achievement Levels.



## SC PERFORMANCE GOAL

2010 Goal:

*By 2010, SC's student achievement will be ranked in the top half of the states nationally. To achieve this goal, we must become one of the fastest improving systems in the country.*

2020 Goal: TBD

### Abbreviations Key

N/A Not Applicable N/AV Not Available N/C Not Collected N/R Not Reported I/S Insufficient Sample TBD To be determined

NI Newly Identified CSI Continuing School Improvement CA Corrective Action RP Plan to Restructure R Restructure DELAY School Improvement Status HOLD School Improvement Status

# Hardeeville Middle/High [Jasper]

## SCHOOL PROFILE

	Our School	Change from Last Year	High Schools with Students Like Ours	Median High School
<b>Students (n=478)</b>				
Retention rate	5.8%	N/A	7.7%	6.1%
Attendance rate	96.7%	N/A	94.6%	95.0%
Eligible for gifted and talented	5.1%	N/A	6.5%	8.3%
With disabilities other than speech	13.8%	N/A	14.5%	13.0%
Out-of-school suspensions or expulsions for violent &/or criminal offenses	15.5%	N/R	1.4%	1.5%
Enrolled in AP/IB programs	0.0%	N/R	6.2%	11.4%
Successful on AP/IB exams	N/A	N/A	25.9%	54.3%
Eligible for LIFE Scholarship	14.0%	N/R	25.5%	30.5%
Annual dropout rate	N/A	N/A	3.5%	3.5%
Career/technology students in co-curricular organizations	0.0%	N/A	4.5%	3.1%
Enrollment in career/technology courses	190	N/A	409	559
Career/technology students attaining technical skills	74.4%	N/A	75.2%	79.6%
<b>Teachers (n=27)</b>				
Teachers with advanced degrees	40.7%	N/A	50.0%	57.4%
Continuing contract teachers	18.5%	N/A	55.7%	69.6%
Teachers with emergency or provisional certificates	5.6%	N/A	15.6%	8.7%
Teachers returning from previous year	N/A	N/A	79.5%	85.0%
Teacher attendance rate	94.1%	N/R	95.4%	95.4%
Average teacher salary	\$48,157	I/S	\$45,587	\$46,061
Classes not taught by highly qualified teachers	32.2%	N/A	7.6%	4.3%
<b>School</b>				
Principal's years at school	1.0	N/R	2.5	3.0
Student-teacher ratio in core subjects	24.7 to 1	N/R	22.3 to 1	25.4 to 1
Prime instructional time	89.0%	N/R	88.9%	89.1%
Dollars spent per pupil*	N/A	N/A	\$8,351	\$7,279
Percent of expenditures for teacher salaries*	N/A	N/A	53.1%	55.3%
Percent of expenditures for instruction*	N/A	N/A	59.6%	60.8%
Opportunities in the arts	Excellent	N/R	Good	Excellent
SACS accreditation	Yes	N/R	Yes	Yes
Character development program	Average	N/R	Good	Good
Modern Language Program Assessment	N/A	N/A	Below Average	Good
Classical Language Program Assessment	N/A	N/A	N/A	Average
% of AYP objectives met	53.8%		88.2%	90.5%

\* Prior year audited financial data available.

## EVALUATION RESULTS

	Teachers	Students*	Parents*
Number of surveys returned	39	55	19
Percent satisfied with learning environment	56.4%	50.0%	89.5%
Percent satisfied with social and physical environment	64.1%	58.4%	72.2%
Percent satisfied with school-home relations	59.5%	75.9%	77.8%

\*Only students at the highest high school grade level at this school and their parents were included.

## REPORT OF PRINCIPAL AND SCHOOL IMPROVEMENT COUNCIL

Hardeeville Jr/Sr High School is a new school configuration in the Jasper County School District located in Hardeeville, SC. The new school is a multi-million dollar facility located off Interstate 95 and Highway 278. The junior/senior high school is complete with athletic fields and courts for all the major sports and houses state of the art technology. We currently operate four complete computer labs and twelve classrooms outfitted with Promethean interactive whiteboards with accompanying projectors and software. We have begun developing a program of study for a Math/Science and Engineering Academy and anticipate including introductory courses in the fall of 2008-2009 school year.

The school district received the certificate of occupancy for our school in October, 2007, and we moved into the building on October 29, 2007. Currently, we serve 474 students in grades seven through twelve. Beginning in the fall of 2008-2009, we will become a middle/high school instead of a junior/senior high school, and we will serve students in grades six through twelve. The average attendance rate is 96.8 percent. With the addition of the sixth grade and new student enrollment we are projecting to increase our student population to 573 students for the 2008-2009 school year.

Our faculty is composed of forty-two certified teachers and seven certified non-teaching faculty members. Seven of the certified teachers are International teachers who are highly qualified in their content areas; however some require additional staff development in the areas of classroom management. The 2007-2008 school year is the first year for uniforms and single-gender classes in the Jasper County School district for 7th-9th grades. We also established a 9th Grade Academy to help 9th grade students effectively transition to high school and to reduce 9th grade retentions.

Because we are a new school we utilized the test data from Jasper Co High and West Hardeeville Elementary to determine student academic progress. Based on Winter Measures of Academic Progress Tests (MAP) results our 7th and 8th grade students made significant increases in Mathematics, but showed smaller growth in Reading. Last year, 22% of our students scored in the average and high range in math. This year 49% scored in the average and high range. This is a 27% gain in students who scored in the average and high range. Early End of course test results indicate our students had an increase in all four areas of assessment. We had an increase of 8.2% in pass rate for English 1, a 3% increase for Phy Sci, and .2% increase for Algebra 1 with one student scoring 100%. Through the collaborative efforts of the School Leadership Team, faculty and staff, district support and our state External Review Team we look forward to continuous academic growth and significant student progress for the 2008-2009 SY.

Comprehensive detail, including definitions of rating, performance criteria, and explanations of status, is available on [www.ed.sc.gov](http://www.ed.sc.gov) and [www.eoc.sc.gov](http://www.eoc.sc.gov) as well as school and school district websites.

Printed versions are available from school districts upon request.

### Abbreviations Key

N/A Not Applicable N/AV Not Available N/C Not Collected N/R Not Reported I/S Insufficient Sample TBD To be determined  
 NI Newly Identified CSI Continuing School Improvement CA Corrective Action RP Plan to Restructure R Restructure DELAY School Improvement Status HOLD School Improvement Status