



SC Annual School Report Card Summary

Ridgeland High
 Jasper
 Grades: 10-12 Enrollment: 426
 Principal: Brian Simon
 Superintendent: Dr. Delacy Sanford
 Board Chair: Berty Riley

PERFORMANCE

Comprehensive detail, including definitions of ratings, performance criteria, and explanations of status, is available on www.ed.sc.gov and www.eoc.sc.gov as well as school and school district websites. Printed versions are available from school districts upon request.

YEAR	ABSOLUTE RATING	GROWTH RATING	PALMETTO GOLD/SILVER AWARD	AYP STATUS	NCLB IMPROVEMENT STATUS
2008	Excellent	N/A	TBD	Not Met	N/A
2007	N/A	N/A	N/A	N/A	N/A
2006	N/A	N/A	N/A	N/A	N/A

ABSOLUTE RATINGS OF HIGH SCHOOLS WITH STUDENTS LIKE OURS*

EXCELLENT	GOOD	AVERAGE	BELOW AVERAGE	AT-RISK
0	0	0	0	0

* Ratings are calculated with data available by 02/17/2009. Schools with Students like Ours are High Schools with poverty indices of no more than 5% above or below the index for this school.

HIGH SCHOOL ASSESSMENT PROGRAM(HSAP) EXAM PASSAGE RATE(%): SECOND YEAR STUDENTS

	Our High School		High Schools with Students Like Ours	
	2007	2008	2007	2008
Passed 2 subtests (%)	0%	63.6%	0%	0%
Passed 1 subtest (%)	0%	14.4%	0%	0%
Passed no subtests (%)	0%	22.0%	0%	0%

HSAP PASSAGE RATE (%) BY SPRING 2008

	Our High School	High Schools with Students Like Ours
	100.0%	0%

ON-TIME GRADUATION RATE




	Our High School	High Schools with Students Like Ours
Number of students	100	0
Number of Diplomas	94	0
Rate (%)	94.0%	0%

END OF COURSE TESTS - 2008

% of students scoring 70 or above on:	Our High School	High Schools with Students Like Ours
Algebra 1/Math for the Technologies 2	35.7%	0%
English 1	20.0%	0%
Physical Science	19.6%	0%
All Tests	27.9%	0%

NAEP PERFORMANCE*

* Performance reported for SC and nation, data not available at school level. Percentages at NAEP Achievement Levels.



SC PERFORMANCE GOAL

2010 Goal:
 By 2010, SC's student achievement will be ranked in the top half of the states nationally. To achieve this goal, we must become one of the fastest improving systems in the country.

2020 Goal: TBD

Abbreviations Key

N/A Not Applicable N/AV Not Available N/C Not Collected N/R Not Reported I/S Insufficient Sample TBD To be determined
 NI Newly Identified CSI Continuing School Improvement CA Corrective Action RP Plan to Restructure R Restructure DELAY School Improvement Status HOLD School Improvement Status

Ridgeland High [Jasper]

SCHOOL PROFILE

	Our School	Change from Last Year	High Schools with Students Like Ours	Median High School
Students (n=426)				
Retention rate	8.4%	N/A	10.1%	6.1%
Attendance rate	99.5%	N/A	93.4%	95.0%
Eligible for gifted and talented	5.9%	N/A	3.7%	8.3%
With disabilities other than speech	16.1%	N/A	15.2%	13.0%
Out-of-school suspensions or expulsions for violent &/or criminal offenses	1.2%	N/R	3.0%	1.5%
Enrolled in AP/IB programs	8.6%	N/R	5.1%	11.4%
Successful on AP/IB exams	N/A	N/A	16.8%	54.3%
Eligible for LIFE Scholarship	20.8%	N/R	25.0%	30.5%
Annual dropout rate	N/A	N/A	3.1%	3.5%
Career/technology students in co-curricular organizations	0.0%	N/A	5.3%	3.1%
Enrollment in career/technology courses	259	N/A	342	559
Career/technology students attaining technical skills	74.1%	N/A	75.6%	79.6%
Teachers (n=43)				
Teachers with advanced degrees	58.1%	N/A	51.8%	57.4%
Continuing contract teachers	51.2%	N/A	54.7%	69.6%
Teachers with emergency or provisional certificates	28.6%	N/A	19.6%	8.7%
Teachers returning from previous year	N/A	N/A	79.3%	85.0%
Teacher attendance rate	94.9%	N/R	95.1%	95.4%
Average teacher salary	\$46,527	I/S	\$44,540	\$46,061
Classes not taught by highly qualified teachers	27.1%	N/A	11.0%	4.3%
School				
Principal's years at school	1.0	N/R	2.0	3.0
Student-teacher ratio in core subjects	28.3 to 1	N/R	22.3 to 1	25.4 to 1
Prime instructional time	92.4%	N/R	87.8%	89.1%
Dollars spent per pupil*	N/A	N/A	\$8,861	\$7,279
Percent of expenditures for teacher salaries*	N/A	N/A	53.7%	55.3%
Percent of expenditures for instruction*	N/A	N/A	60.4%	60.8%
Opportunities in the arts	Good	N/R	Good	Excellent
SACS accreditation	Yes	N/R	Yes	Yes
Character development program	Below Average	N/R	Good	Good
Modern Language Program Assessment	N/A	N/A	Average	Good
Classical Language Program Assessment	N/A	N/A	N/A	Average
% of AYP objectives met	76.9%		84.6%	90.5%

* Prior year audited financial data available.

EVALUATION RESULTS

	Teachers	Students*	Parents*
Number of surveys returned	23	87	12
Percent satisfied with learning environment	68.2%	52.9%	I/S
Percent satisfied with social and physical environment	87.0%	67.5%	50.0%
Percent satisfied with school-home relations	60.9%	78.8%	66.6%

*Only students at the highest high school grade level at this school and their parents were included.

REPORT OF PRINCIPAL AND SCHOOL IMPROVEMENT COUNCIL

This year, New Ridgeland High School entered a new facility. In transitioning from the old to the new, we have implemented new programs and initiatives to address the needs of our students. Jasper County High School's 2007 passage rate for first attempt tenth graders was 55.0%, an increase of 14% over the 2006 report card when students had a passage rate of 41.0% on the High School Assessment Program Test. The passage rate on the report card in (2006) showed a 12.0% decrease from (2005) when students scored 53.2%. The tenth grade students are also assessed using Measures of Academic Performance (MAP) as a diagnostic tool. Through analyzing the figures, we know that on the English/Language Arts area 20% scored below basic, 46.8 % basic, 23.2% proficient and 10.0% were advanced. In the mathematics area, 41.7% scored below basic, 34.2% basic, 17.6 proficient, and 6.4% advanced.

Information based on the data reviewed from classroom observations, HSAP, EOCT, and teacher surveys results shows at least 30% of the teachers need training in standards based strategies' in interpreting HSAP/MAP data, and developing strategies to deliver the standards in classroom instruction. To assist in this matter, the leadership team meets bi-monthly to review data, assess the needs and implementation of curriculum and develop monitoring strategies to improve student achievement. Common Assessments and Benchmark Testing are used to identify student weaknesses and strengths on standardized tests. Other programs have been implemented to redirect our students to close the achievement gap. Moreover, the technology of computer based programs is being used for strategic planning. Ridgeland High School's new innovative initiative will bring the Performing and Visual Arts Academy to our campus. We will have three majors which will include Art, Vocal Music, and Instrumental Music. We plan to add Drama, Dance, and Telecommunications.

Parental involvement is vital at the high school level. Please feel free to contact me at any time to share ideas and express concerns regarding your child and/or Ridgeland High School. Our two major themes are "Bettering your best," and "Good is evil to Greatness." Together we can make a difference in our future leaders of tomorrow.

Comprehensive detail, including definitions of rating, performance criteria, and explanations of status, is available on www.ed.sc.gov and www.eoc.sc.gov as well as school and school district websites.

Printed versions are available from school districts upon request.

Abbreviations Key

N/A Not Applicable N/AV Not Available N/C Not Collected N/R Not Reported I/S Insufficient Sample TBD To be determined
 NI Newly Identified CSI Continuing School Improvement CA Corrective Action RP Plan to Restructure R Restructure DELAY School Improvement Status HOLD School Improvement Status