



SC Annual School Report Card Summary

Carolina Forest High

Horry

Grades: 9-12

Enrollment: 1,853

Principal: Velna Allen

Superintendent: Dr. Cynthia Elsberry

Board Chair: Will Garland

PERFORMANCE

Comprehensive detail, including definitions of ratings, performance criteria, and explanations of status, is available on www.ed.sc.gov and www.eoc.sc.gov as well as school and school district websites. Printed versions are available from school districts upon request.

YEAR	ABSOLUTE RATING	GROWTH RATING	PALMETTO GOLD/SILVER AWARD	AYP STATUS	NCLB IMPROVEMENT STATUS
2008	Good	Good	TBD	Not Met	N/A
2007	Average	At-Risk	N/A	Not Met	N/A
2006	Good	At-Risk	Gold	Not Met	N/A

ABSOLUTE RATINGS OF HIGH SCHOOLS WITH STUDENTS LIKE OURS*

EXCELLENT	GOOD	AVERAGE	BELOW AVERAGE	AT-RISK
3	7	13	3	0

* Ratings are calculated with data available by 02/17/2009. Schools with Students like Ours are High Schools with poverty indices of no more than 5% above or below the index for this school.

HIGH SCHOOL ASSESSMENT PROGRAM(HSAP) EXAM PASSAGE RATE(%): SECOND YEAR STUDENTS

	Our High School		High Schools with Students Like Ours	
	2007	2008	2007	2008
Passed 2 subtests (%)	84.0%	87.8%	80.1%	83.1%
Passed 1 subtest (%)	10.4%	7.8%	11.5%	9.6%
Passed no subtests (%)	5.5%	4.3%	8.4%	7.6%

HSAP PASSAGE RATE (%) BY SPRING 2008

	Our High School	High Schools with Students Like Ours
	94.7%	93.5%

ON-TIME GRADUATION RATE



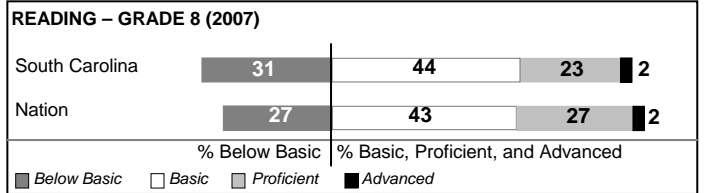
	Our High School	High Schools with Students Like Ours
Number of students	425	308
Number of Diplomas	290	220
Rate (%)	68.2%	73.2%

END OF COURSE TESTS - 2008

% of students scoring 70 or above on:	Our High School	High Schools with Students Like Ours
Algebra 1/Math for the Technologies 2	87.5%	77.0%
English 1	77.9%	68.4%
Physical Science	78.8%	59.6%
All Tests	80.8%	67.9%

NAEP PERFORMANCE*

* Performance reported for SC and nation, data not available at school level. Percentages at NAEP Achievement Levels.



SC PERFORMANCE GOAL

2010 Goal:

By 2010, SC's student achievement will be ranked in the top half of the states nationally. To achieve this goal, we must become one of the fastest improving systems in the country.

2020 Goal: TBD

Abbreviations Key

N/A Not Applicable N/AV Not Available N/C Not Collected N/R Not Reported I/S Insufficient Sample TBD To be determined

NI Newly Identified CSI Continuing School Improvement CA Corrective Action RP Plan to Restructure R Restructure DELAY School Improvement Status HOLD School Improvement Status

Carolina Forest High [Horry]

SCHOOL PROFILE

	Our School	Change from Last Year	High Schools with Students Like Ours	Median High School
Students (n=1,853)				
Retention rate	5.7%	Down from 6.3%	6.1%	6.1%
Attendance rate	95.0%	Up from 94.9%	95.0%	95.0%
Eligible for gifted and talented	12.4%	Down from 15.1%	11.6%	8.3%
With disabilities other than speech	15.4%	Up from 12.9%	13.4%	13.0%
Out-of-school suspensions or expulsions for violent &/or criminal offenses	1.9%	Down from 4.4%	1.3%	1.5%
Enrolled in AP/IB programs	18.9%	Up from 12.1%	19.1%	11.4%
Successful on AP/IB exams	77.8%	N/A	57.7%	54.3%
Eligible for LIFE Scholarship	34.2%	Up from 33.3%	31.8%	30.5%
Annual dropout rate	2.6%	Up from 1.9%	4.0%	3.5%
Career/technology students in co-curricular organizations	9.0%	Up from 8.7%	1.2%	3.1%
Enrollment in career/technology courses	1115	Up from 1018	735	559
Career/technology students attaining technical skills	67.6%	Down from 69.0%	81.7%	79.6%
Teachers (n=96)				
Teachers with advanced degrees	66.7%	Up from 66.3%	62.5%	57.4%
Continuing contract teachers	69.8%	Down from 75.3%	73.6%	69.6%
Teachers with emergency or provisional certificates	5.3%	Up from 4.1%	4.8%	8.7%
Teachers returning from previous year	86.1%	Up from 84.4%	85.9%	85.0%
Teacher attendance rate	95.4%	Down from 96.8%	95.4%	95.4%
Average teacher salary	\$47,944	Up 1.6%	\$46,904	\$46,061
Classes not taught by highly qualified teachers	3.1%	Down from 8.9%	0.8%	4.3%
School				
Principal's years at school	8.0	Up from 7.0	5.5	3.0
Student-teacher ratio in core subjects	28.4 to 1	Down from 30.1 to 1	28.1 to 1	25.4 to 1
Prime instructional time	89.2%	Down from 90.6%	90.2%	89.1%
Dollars spent per pupil*	\$7,166	Up 23.8%	\$6,602	\$7,279
Percent of expenditures for teacher salaries*	52.7%	Down from 60.3%	54.9%	55.3%
Percent of expenditures for instruction*	57.8%	Down from 63.4%	60.0%	60.8%
Opportunities in the arts	Excellent	Up from Good	Excellent	Excellent
SACS accreditation	Yes	No Change	Yes	Yes
Character development program	Below Average	Down from Average	Good	Good
Modern Language Program Assessment	N/A	N/A	Good	Good
Classical Language Program Assessment	N/A	N/A	Excellent	Average
% of AYP objectives met	95.2%		92.8%	90.5%

* Prior year audited financial data available.

EVALUATION RESULTS

	Teachers	Students*	Parents*
Number of surveys returned	91	235	92
Percent satisfied with learning environment	94.4%	70.8%	85.7%
Percent satisfied with social and physical environment	94.4%	76.2%	76.9%
Percent satisfied with school-home relations	82.0%	78.5%	73.3%

*Only students at the highest high school grade level at this school and their parents were included.

REPORT OF PRINCIPAL AND SCHOOL IMPROVEMENT COUNCIL

Our 2007-2008 school year began with the theme "It's a New Day in the Forest" and a refurbished facility that boasted a new paint job, new carpet, new gymnasium floors, and new furniture. Also, with our two feeder middle schools moving to their own facilities, our students were able to enjoy a less crowded environment.

The faculty, staff, students, and administration at CFHS are excited about our continued progress toward student achievement. The 2007-2008 school year culminated with a graduation ceremony that included 293 seniors being offered almost seven million dollars in scholarships. It is our goal to provide an environment where all students have opportunities to reach their potential and exceed their expectations through academics, the arts, and athletics.

Our major focus for the year was literacy. Through our media center, students and faculty participated in the S.C. Department of Education's summer reading challenge, "No Book Left Unread," with our school being named the overall winner. During the year, teachers used data from various online programs to improve End-of-Course test results in Physical Science, English, Math, and U.S. History; SAT and ACT test results; and HSAP test results. We are excited about the number of achievement gains in these areas.

CFHS was pleased to have our Mock Trial team finish first in the regional competition. Members of our FBLA competed in district competitions and won five 1st place events, two 2nd place events, and one 3rd place event. Our NJROTC unit received the "Unit Achievement" award from the Navy. Our student newspaper was awarded an All-Southern rating from SIPA, the Southern Interscholastic Press Association, and an All-State and the prestigious Palmetto Award from SCSPA, the S.C. Scholastic Press Association. The 2007 yearbook earned an honor rating from SCSPA. The Forest Fire broadcast staff received a Superior rating from SIPA and Honor rating from SCSPA.

Our Fine Arts department received many honors and recognitions during the year. One of our band students was invited to perform in the Macy's Thanksgiving Day Parade in New York City. Our concert and show choirs received superior ratings in the Festival Disney competition in Orlando, Florida, with the show choir receiving both "Best of Class" and the "Gold Mickey" awards for the highest score of the event. Four of our students received the "Judges Choice" award for their quartet performance, and one of our students received the "Best Soloist" award for the competition. Our theater students competed in a regional Thespian competition and won the Platinum Award Plaque, which is top honors, for scene work.

Our athletic teams were very successful this year, with the majority of our teams advancing beyond regular season play. One of our girls on the track team won the state championship for the 100m hurdles event.

We would like to thank all of the parents, faculty and staff, community, and businesses for their support as we progress toward our goal. Without your assistance, our continued progress would not be possible.

Comprehensive detail, including definitions of rating, performance criteria, and explanations of status, is available on www.ed.sc.gov and www.eoc.sc.gov as well as school and school district websites.

Printed versions are available from school districts upon request.

Abbreviations Key

N/A Not Applicable N/AV Not Available N/C Not Collected N/R Not Reported I/S Insufficient Sample TBD To be determined

NI Newly Identified CSI Continuing School Improvement CA Corrective Action RP Plan to Restructure R Restructure DELAY School Improvement Status HOLD School Improvement Status