



SC Annual School Report Card Summary

Socastee High

Horry

Grades: 9-12

Enrollment: 1,390

Principal: Paul K. Browning

Superintendent: Dr. Cynthia Elsberry

Board Chair: Will Garland

PERFORMANCE

Comprehensive detail, including definitions of ratings, performance criteria, and explanations of status, is available on www.ed.sc.gov and www.eoc.sc.gov as well as school and school district websites. Printed versions are available from school districts upon request.

YEAR	ABSOLUTE RATING	GROWTH RATING	PALMETTO GOLD/SILVER AWARD	AYP STATUS	NCLB IMPROVEMENT STATUS
2008	Average	Below Average	TBD	Not Met	N/A
2007	Good	At-Risk	Gold	Not Met	N/A
2006	Excellent	Good	Gold	Not Met	N/A

ABSOLUTE RATINGS OF HIGH SCHOOLS WITH STUDENTS LIKE OURS*

EXCELLENT	GOOD	AVERAGE	BELOW AVERAGE	AT-RISK
3	9	14	2	0

* Ratings are calculated with data available by 02/17/2009. Schools with Students like Ours are High Schools with poverty indices of no more than 5% above or below the index for this school.

HIGH SCHOOL ASSESSMENT PROGRAM(HSAP) EXAM PASSAGE RATE(%): SECOND YEAR STUDENTS

	Our High School		High Schools with Students Like Ours	
	2007	2008	2007	2008
Passed 2 subtests (%)	86.0%	86.5%	81.0%	83.6%
Passed 1 subtest (%)	8.7%	8.4%	11.4%	9.5%
Passed no subtests (%)	5.3%	5.1%	7.6%	7.1%

HSAP PASSAGE RATE (%) BY SPRING 2008

	Our High School	High Schools with Students Like Ours
	95.3%	93.9%

ON-TIME GRADUATION RATE



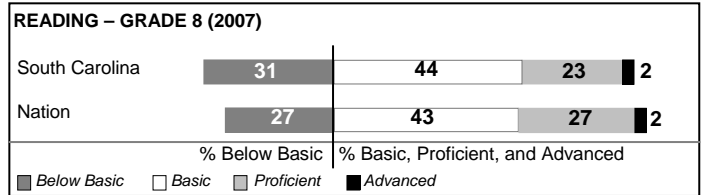
	Our High School	High Schools with Students Like Ours
Number of students	343	319
Number of Diplomas	247	228
Rate (%)	72.0%	73.3%

END OF COURSE TESTS - 2008

% of students scoring 70 or above on:	Our High School	High Schools with Students Like Ours
Algebra 1/Math for the Technologies 2	74.7%	77.0%
English 1	71.7%	69.2%
Physical Science	67.4%	59.2%
All Tests	71.8%	68.3%

NAEP PERFORMANCE*

* Performance reported for SC and nation, data not available at school level. Percentages at NAEP Achievement Levels.



SC PERFORMANCE GOAL

2010 Goal:

By 2010, SC's student achievement will be ranked in the top half of the states nationally. To achieve this goal, we must become one of the fastest improving systems in the country.

2020 Goal: TBD

Abbreviations Key

N/A Not Applicable N/AV Not Available N/C Not Collected N/R Not Reported I/S Insufficient Sample TBD To be determined

NI Newly Identified CSI Continuing School Improvement CA Corrective Action RP Plan to Restructure R Restructure DELAY School Improvement Status HOLD School Improvement Status

Socastee High [Horry]

SCHOOL PROFILE

	Our School	Change from Last Year	High Schools with Students Like Ours	Median High School
Students (n=1,390)				
Retention rate	3.0%	Down from 3.1%	5.7%	6.1%
Attendance rate	95.9%	Down from 97.6%	95.0%	95.0%
Eligible for gifted and talented	24.0%	Down from 24.2%	11.1%	8.3%
With disabilities other than speech	15.4%	Up from 14.7%	12.5%	13.0%
Out-of-school suspensions or expulsions for violent &/or criminal offenses	4.7%	No Change	1.3%	1.5%
Enrolled in AP/IB programs	12.9%	Down from 15.6%	16.7%	11.4%
Successful on AP/IB exams	74.9%	N/A	58.6%	54.3%
Eligible for LIFE Scholarship	32.5%	Down from 35.1%	32.0%	30.5%
Annual dropout rate	5.6%	Up from 2.4%	4.1%	3.5%
Career/technology students in co-curricular organizations	11.4%	Down from 12.3%	1.3%	3.1%
Enrollment in career/technology courses	767	Up from 547	767	559
Career/technology students attaining technical skills	77.4%	Down from 91.3%	79.4%	79.6%
Teachers (n=83)				
Teachers with advanced degrees	56.6%	Down from 57.0%	62.5%	57.4%
Continuing contract teachers	72.3%	Down from 81.0%	73.6%	69.6%
Teachers with emergency or provisional certificates	5.6%	Down from 5.7%	5.3%	8.7%
Teachers returning from previous year	86.0%	Down from 87.6%	86.1%	85.0%
Teacher attendance rate	96.0%	Up from 95.8%	95.4%	95.4%
Average teacher salary	\$50,146	Up 3.1%	\$46,839	\$46,061
Classes not taught by highly qualified teachers	5.3%	Up from 3.5%	1.0%	4.3%
School				
Principal's years at school	10.0	Up from 9.0	5.0	3.0
Student-teacher ratio in core subjects	26.6 to 1	Down from 28.6 to 1	28.1 to 1	25.4 to 1
Prime instructional time	90.2%	Down from 92.1%	90.0%	89.1%
Dollars spent per pupil*	\$7,947	Up 8.6%	\$6,602	\$7,279
Percent of expenditures for teacher salaries*	55.3%	Down from 59.3%	55.1%	55.3%
Percent of expenditures for instruction*	61.3%	Down from 63.6%	59.7%	60.8%
Opportunities in the arts	Excellent	No Change	Excellent	Excellent
SACS accreditation	Yes	No Change	Yes	Yes
Character development program	Average	No Change	Good	Good
Modern Language Program Assessment	Good	N/A	Good	Good
Classical Language Program Assessment	Excellent	N/A	Excellent	Average
% of AYP objectives met	82.4%		93.7%	90.5%

* Prior year audited financial data available.

REPORT OF PRINCIPAL AND SCHOOL IMPROVEMENT COUNCIL

Socastee High School completed the 2007-2008 school year with many successes. The focus for the year was the effective implementation of the Education for Economic Development Act of 2006 for ninth graders. Curriculum adjustments and personalized counseling were all designed to produce positive results for the first year of high school. Year-long English for ninth graders was implemented to build a foundation of literacy skills to ensure success in meeting graduation requirements and college admissions. Additionally, each ninth grader had a personal interview to monitor progress and possible issues. An intramural program and new clubs were implemented to improve student morale. Socastee was named to Newsweek Magazine's Top 5% of American Public High Schools for the 3rd consecutive year, and the Air Force JROTC program was named a Distinguished Unit for the 6th straight year. The Class of 2008, although the smallest class in twenty years, set a new record for scholarships, with offers totaling over \$11,400,000. The Class of 2008 also included two Merit Scholars and a National Achievement Scholarship winner. For the second year, a Spring Carnival was held to support the funding for two teachers at Haitian schools. The Jazz ensemble was named best in South Carolina and the concert band and Socastee Singers achieved "Superior" ratings. Pupil attendance again exceeded 97% and discipline referrals were down from 2007. Plans for 2008-2009 are focused on increased success in the completion of the math sequence needed for college admission. The staff of Socastee High School is committed to continuous improvement and will continue to strive for academic excellence.

Paul K. Browning, Principal
Danielle Eiler, School Improvement Council Chairperson

EVALUATION RESULTS

	Teachers	Students*	Parents*
Number of surveys returned	84	262	62
Percent satisfied with learning environment	97.6%	81.7%	91.5%
Percent satisfied with social and physical environment	97.6%	80.8%	88.5%
Percent satisfied with school-home relations	85.7%	81.2%	79.7%

*Only students at the highest high school grade level at this school and their parents were included.

Comprehensive detail, including definitions of rating, performance criteria, and explanations of status, is available on www.ed.sc.gov and www.eoc.sc.gov as well as school and school district websites.

Printed versions are available from school districts upon request.

Abbreviations Key

N/A Not Applicable N/AV Not Available N/C Not Collected N/R Not Reported I/S Insufficient Sample TBD To be determined
NI Newly Identified CSI Continuing School Improvement CA Corrective Action RP Plan to Restructure R Restructure DELAY School Improvement Status HOLD School Improvement Status