



SC Annual School Report Card Summary

North Myrtle Beach High
Horry

Grades: 9-12

Enrollment: 1,344

Principal: Daryl Brown

Superintendent: Dr. Cynthia Elsberry

Board Chair: Will Garland

PERFORMANCE

Comprehensive detail, including definitions of ratings, performance criteria, and explanations of status, is available on www.ed.sc.gov and www.eoc.sc.gov as well as school and school district websites. Printed versions are available from school districts upon request.

YEAR	ABSOLUTE RATING	GROWTH RATING	PALMETTO GOLD/SILVER AWARD	AYP STATUS	NCLB IMPROVEMENT STATUS
2008	Average	Average	TBD	Not Met	N/A
2007	Average	Average	N/A	Not Met	N/A
2006	Average	At-Risk	Gold	Not Met	N/A

ABSOLUTE RATINGS OF HIGH SCHOOLS WITH STUDENTS LIKE OURS*

EXCELLENT	GOOD	AVERAGE	BELOW AVERAGE	AT-RISK
5	5	20	2	0

* Ratings are calculated with data available by 02/17/2009. Schools with Students like Ours are High Schools with poverty indices of no more than 5% above or below the index for this school.

HIGH SCHOOL ASSESSMENT PROGRAM(HSAP) EXAM PASSAGE RATE(%): SECOND YEAR STUDENTS

	Our High School		High Schools with Students Like Ours	
	2007	2008	2007	2008
Passed 2 subtests (%)	84.0%	86.8%	79.5%	80.2%
Passed 1 subtest (%)	8.1%	7.8%	11.2%	10.9%
Passed no subtests (%)	7.8%	5.4%	9.3%	8.9%

HSAP PASSAGE RATE (%) BY SPRING 2008

	Our High School	High Schools with Students Like Ours
	95.2%	93.8%

ON-TIME GRADUATION RATE




	Our High School	High Schools with Students Like Ours
Number of students	266	236
Number of Diplomas	211	175
Rate (%)	79.3%	73.3%

END OF COURSE TESTS - 2008

% of students scoring 70 or above on:	Our High School	High Schools with Students Like Ours
Algebra 1/Math for the Technologies 2	68.0%	74.9%
English 1	69.9%	63.3%
Physical Science	62.9%	53.0%
All Tests	66.7%	63.5%

NAEP PERFORMANCE*

* Performance reported for SC and nation, data not available at school level. Percentages at NAEP Achievement Levels.



SC PERFORMANCE GOAL

2010 Goal:

By 2010, SC's student achievement will be ranked in the top half of the states nationally. To achieve this goal, we must become one of the fastest improving systems in the country.

2020 Goal: TBD

Abbreviations Key

N/A Not Applicable N/AV Not Available N/C Not Collected N/R Not Reported I/S Insufficient Sample TBD To be determined

NI Newly Identified CSI Continuing School Improvement CA Corrective Action RP Plan to Restructure R Restructure DELAY School Improvement Status HOLD School Improvement Status

North Myrtle Beach High [Horry]

SCHOOL PROFILE

	Our School	Change from Last Year	High Schools with Students Like Ours	Median High School
Students (n=1,344)				
Retention rate	6.0%	Up from 0.6%	6.2%	6.1%
Attendance rate	98.5%	Down from 99.3%	95.0%	95.0%
Eligible for gifted and talented	20.6%	Up from 15.1%	11.6%	8.3%
With disabilities other than speech	15.2%	Up from 14.3%	13.6%	13.0%
Out-of-school suspensions or expulsions for violent &/or criminal offenses	4.5%	Down from 5.8%	1.7%	1.5%
Enrolled in AP/IB programs	7.9%	Down from 21.6%	11.4%	11.4%
Successful on AP/IB exams	27.9%	N/A	56.1%	54.3%
Eligible for LIFE Scholarship	28.4%	Down from 30.1%	31.2%	30.5%
Annual dropout rate	7.3%	Up from 3.4%	3.8%	3.5%
Career/technology students in co-curricular organizations	6.7%	Down from 6.9%	2.6%	3.1%
Enrollment in career/technology courses	852	Up from 483	547	559
Career/technology students attaining technical skills	77.1%	Down from 79.7%	79.3%	79.6%
Teachers (n=72)				
Teachers with advanced degrees	54.2%	Up from 51.4%	59.1%	57.4%
Continuing contract teachers	79.2%	Up from 75.7%	72.1%	69.6%
Teachers with emergency or provisional certificates	4.5%	Down from 5.1%	7.2%	8.7%
Teachers returning from previous year	86.1%	Up from 82.4%	87.1%	85.0%
Teacher attendance rate	94.6%	Down from 95.6%	95.6%	95.4%
Average teacher salary	\$48,740	Up 4.8%	\$46,180	\$46,061
Classes not taught by highly qualified teachers	1.4%	Down from 4.2%	2.1%	4.3%
School				
Principal's years at school	1.0	No Change	3.0	3.0
Student-teacher ratio in core subjects	34.0 to 1	Up from 23.7 to 1	26.2 to 1	25.4 to 1
Prime instructional time	91.3%	Down from 93.9%	89.2%	89.1%
Dollars spent per pupil*	\$7,680	Up 11.6%	\$7,037	\$7,279
Percent of expenditures for teacher salaries*	55.4%	Down from 60.1%	54.5%	55.3%
Percent of expenditures for instruction*	60.5%	Down from 63.8%	60.0%	60.8%
Opportunities in the arts	Excellent	No Change	Excellent	Excellent
SACS accreditation	Yes	No Change	Yes	Yes
Character development program	At-Risk	Down from Good	Good	Good
Modern Language Program Assessment	N/A	N/A	Average	Good
Classical Language Program Assessment	N/A	N/A	Good	Average
% of AYP objectives met	95.2%		93.7%	90.5%

* Prior year audited financial data available.

REPORT OF PRINCIPAL AND SCHOOL IMPROVEMENT COUNCIL

The 2007-2008 school year has brought many changes to North Myrtle Beach High School. There have been stellar achievements both academically and athletically. Below are a few of the accolades and achievements of North Myrtle Beach High this year.

* We have an incredible number of National Board Certified teachers that are teaching at NMBH. There are also several teachers that are in various stages of the National Board certification process. At this time, NMBH has more teachers working to achieve this certification than any other school in the district.

* Teachers have completed another graduate-level course here on our campus. This course was taught by our district staff and really has helped our teachers hone their teaching skills.

* NMBH offered more AP courses last year than any other high school in the district and introduced a new AP course (Human Geography).

* This was the first year for our school data team, and through this assimilation of teachers and administrators the NMBH at-risk program was born. This program attempts to help those young people that are in academic difficulty to prevent them from dropping out of school.

* The senior class of 2008 earned over \$4.2 million in scholarships.

* Fifty-nine seniors qualified for the Life Scholarship.

* The NMBH award-winning show choir "Total Image" placed nationally in a competition in Atlanta, GA.

* Our School Improvement Council met monthly and provided valuable information throughout the school term.

North Myrtle Beach High School is an outstanding high school with a very rich history. We look forward to continued collaboration with the community and school in order to produce one of the premier schools in the nation.

Daryl Brown, Principal
Martha Adams, Chairperson, School Improvement Council

EVALUATION RESULTS

	Teachers	Students*	Parents*
Number of surveys returned	74	139	68
Percent satisfied with learning environment	77.0%	66.4%	82.4%
Percent satisfied with social and physical environment	89.2%	79.1%	68.7%
Percent satisfied with school-home relations	66.2%	84.9%	79.1%

*Only students at the highest high school grade level at this school and their parents were included.

Comprehensive detail, including definitions of rating, performance criteria, and explanations of status, is available on www.ed.sc.gov and www.eoc.sc.gov as well as school and school district websites.

Printed versions are available from school districts upon request.

Abbreviations Key

N/A Not Applicable N/AV Not Available N/C Not Collected N/R Not Reported I/S Insufficient Sample TBD To be determined
NI Newly Identified CSI Continuing School Improvement CA Corrective Action RP Plan to Restructure R Restructure DELAY School Improvement Status HOLD School Improvement Status