



SC Annual School Report Card Summary

West Florence High
Florence 1
Grades: 9-12 **Enrollment: 1,658**
Principal: Pamela D. Quick
Superintendent: Larry Jackson
Board Chair: Porter Stewart

PERFORMANCE

Comprehensive detail, including definitions of ratings, performance criteria, and explanations of status, is available on www.ed.sc.gov and www.eoc.sc.gov as well as school and school district websites. Printed versions are available from school districts upon request.

YEAR	ABSOLUTE RATING	GROWTH RATING	PALMETTO GOLD/SILVER AWARD	AYP STATUS	NCLB IMPROVEMENT STATUS
2008	Average	Good	TBD	Not Met	N/A
2007	Average	Below Average	N/A	Met	N/A
2006	Good	At-Risk	N/A	Not Met	N/A

ABSOLUTE RATINGS OF HIGH SCHOOLS WITH STUDENTS LIKE OURS*

EXCELLENT	GOOD	AVERAGE	BELOW AVERAGE	AT-RISK
5	8	12	1	0

* Ratings are calculated with data available by 02/17/2009. Schools with Students like Ours are High Schools with poverty indices of no more than 5% above or below the index for this school.

HIGH SCHOOL ASSESSMENT PROGRAM(HSAP) EXAM PASSAGE RATE(%): SECOND YEAR STUDENTS

	Our High School		High Schools with Students Like Ours	
	2007	2008	2007	2008
Passed 2 subtests (%)	81.7%	80.0%	81.0%	85.1%
Passed 1 subtest (%)	12.7%	12.4%	11.2%	8.3%
Passed no subtests (%)	5.6%	7.6%	7.8%	6.6%

HSAP PASSAGE RATE (%) BY SPRING 2008

	Our High School	High Schools with Students Like Ours
	96.2%	94.7%

ON-TIME GRADUATION RATE



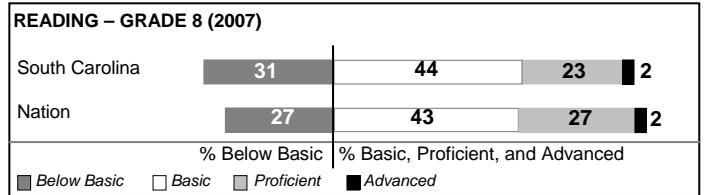
	Our High School	High Schools with Students Like Ours
Number of students	369	399
Number of Diplomas	267	298
Rate (%)	72.4%	74.9%

END OF COURSE TESTS - 2008

% of students scoring 70 or above on:	Our High School	High Schools with Students Like Ours
Algebra 1/Math for the Technologies 2	83.6%	77.3%
English 1	71.2%	71.0%
Physical Science	56.3%	60.8%
All Tests	69.3%	69.5%

NAEP PERFORMANCE*

* Performance reported for SC and nation, data not available at school level. Percentages at NAEP Achievement Levels.



SC PERFORMANCE GOAL

2010 Goal:
By 2010, SC's student achievement will be ranked in the top half of the states nationally. To achieve this goal, we must become one of the fastest improving systems in the country.

2020 Goal: TBD

Abbreviations Key

N/A Not Applicable N/AV Not Available N/C Not Collected N/R Not Reported I/S Insufficient Sample TBD To be determined
 NI Newly Identified CSI Continuing School Improvement CA Corrective Action RP Plan to Restructure R Restructure DELAY School Improvement Status HOLD School Improvement Status

West Florence High [Florence 1]

SCHOOL PROFILE

	Our School	Change from Last Year	High Schools with Students Like Ours	Median High School
Students (n=1,658)				
Retention rate	4.4%	Down from 7.4%	5.8%	6.1%
Attendance rate	95.4%	Down from 96.6%	95.3%	95.0%
Eligible for gifted and talented	10.8%	Up from 10.6%	11.9%	8.3%
With disabilities other than speech	11.2%	Up from 10.9%	11.0%	13.0%
Out-of-school suspensions or expulsions for violent &/or criminal offenses	5.1%	Down from 7.4%	1.6%	1.5%
Enrolled in AP/IB programs	17.9%	Up from 15.7%	16.8%	11.4%
Successful on AP/IB exams	50.0%	N/A	65.1%	54.3%
Eligible for LIFE Scholarship	39.5%	Up from 0.0%	32.6%	30.5%
Annual dropout rate	3.3%	Down from 5.0%	3.9%	3.5%
Career/technology students in co-curricular organizations	1.4%	Up from 0.7%	1.7%	3.1%
Enrollment in career/technology courses	1038	Up from 931	967	559
Career/technology students attaining technical skills	76.5%	Down from 80.5%	79.3%	79.6%
Teachers (n=97)				
Teachers with advanced degrees	60.8%	Up from 60.2%	60.5%	57.4%
Continuing contract teachers	81.4%	Up from 78.6%	71.9%	69.6%
Teachers with emergency or provisional certificates	3.5%	Down from 8.1%	6.7%	8.7%
Teachers returning from previous year	87.9%	Down from 89.8%	85.3%	85.0%
Teacher attendance rate	95.1%	Down from 95.4%	95.3%	95.4%
Average teacher salary	\$46,612	Up 4.6%	\$46,811	\$46,061
Classes not taught by highly qualified teachers	8.4%	Up from 4.6%	2.3%	4.3%
School				
Principal's years at school	7.0	Up from 6.0	2.5	3.0
Student-teacher ratio in core subjects	30.3 to 1	Up from 29.0 to 1	28.1 to 1	25.4 to 1
Prime instructional time	89.6%	Down from 91.0%	89.3%	89.1%
Dollars spent per pupil*	\$5,844	Up 3.4%	\$6,343	\$7,279
Percent of expenditures for teacher salaries*	65.0%	Up from 60.5%	57.3%	55.3%
Percent of expenditures for instruction*	67.0%	Up from 62.2%	62.1%	60.8%
Opportunities in the arts	Excellent	No Change	Excellent	Excellent
SACS accreditation	Yes	No Change	Yes	Yes
Character development program	Excellent	Up from Average	Good	Good
Modern Language Program Assessment	N/A	N/A	Good	Good
Classical Language Program Assessment	N/A	N/A	Average	Average
% of AYP objectives met	71.4%		91.9%	90.5%

* Prior year audited financial data available.

REPORT OF PRINCIPAL AND SCHOOL IMPROVEMENT COUNCIL

West Florence High School serves approximately 1700 students in grades 9-12. We are committed to enabling our students to become confident, self-directed, lifelong learners.

In an effort to improve student performance, we implemented the Economic and Education Development Act. We also implemented the NovaNet program. Tutoring sessions are available in all grades for math, science, and English at no cost to the students. Also offered is Attendance Recovery for any student who may have lost credit due to attendance problems. West Florence was invited to participate in the Nine Schools Project with the National Drop-Out Prevention Center to ensure the success of our more at-risk students.

We are extremely proud of our ninth grade retention rate of 6%. 53% of our student body ended the year with a GPA of 3.0 or better. 67% of the senior class graduated with honors and will receive 4.8 million dollars in scholarships. 17 seniors were named Palmetto Fellows, and 96 seniors received the LIFE scholarship. This senior class had 2 Byrd Scholars, 2 National Merit semifinalists, 1 National Merit Finalist, 1 Teaching fellow, 1 SC State Fair Scholarship, and 8 SC Board of Education Academic Achievement awards.

West Florence student-athletes won 4 region titles in girls' and boys' soccer, girls' track, and boys' tennis. Thirteen of our teams participated in the State Playoffs, and the boys' tennis team won the State Championship title for the second year in a row. We also had the Individual State Champion in boys' tennis. 5 of our athletes were named All State, and 8 played in North/South All Star games. We are very proud of our 36 athletes who were named Scholar Athletes by the SC High School League. Our girls' basketball coach was named the head coach of the North/South All Stars, and our boys' tennis coach was honored as the Southern Regional Coach of the Year.

West Florence High School is regionally accredited by the Southern Association of Colleges and Schools and nationally accredited by the Commission on International and Trans-Regional Accreditation. We continue to work diligently in our endeavors to provide our students with the necessary tools for success, and our staff and students are to be commended for their tremendous efforts.

Pamela Quick, Principal
Sissy Smith, Chairperson, School Improvement Council

Comprehensive detail, including definitions of rating, performance criteria, and explanations of status, is available on www.ed.sc.gov and www.eoc.sc.gov as well as school and school district websites.

Printed versions are available from school districts upon request.

EVALUATION RESULTS

	Teachers	Students*	Parents*
Number of surveys returned	47	336	70
Percent satisfied with learning environment	87.2%	70.4%	74.3%
Percent satisfied with social and physical environment	80.9%	72.2%	47.1%
Percent satisfied with school-home relations	73.9%	82.4%	63.8%

*Only students at the highest high school grade level at this school and their parents were included.

Abbreviations Key

N/A Not Applicable N/AV Not Available N/C Not Collected N/R Not Reported I/S Insufficient Sample TBD To be determined

NI Newly Identified CSI Continuing School Improvement CA Corrective Action RP Plan to Restructure R Restructure DELAY School Improvement Status HOLD School Improvement Status