



SC Annual School Report Card Summary

Colleton County High
 Colleton
 Grades: 9-12 Enrollment: 1,728
 Principal: Cliff Warren
 Superintendent: Charles W. Gale Jr.
 Board Chair: P. A. Pournelle

PERFORMANCE

Comprehensive detail, including definitions of ratings, performance criteria, and explanations of status, is available on www.ed.sc.gov and www.eoc.sc.gov as well as school and school district websites. Printed versions are available from school districts upon request.

YEAR	ABSOLUTE RATING	GROWTH RATING	PALMETTO GOLD/SILVER AWARD	AYP STATUS	NCLB IMPROVEMENT STATUS
2008	At-Risk	Average	TBD	Not Met	N/A
2007	At-Risk	At-Risk	N/A	Not Met	N/A
2006	Average	At-Risk	N/A	Not Met	N/A

ABSOLUTE RATINGS OF HIGH SCHOOLS WITH STUDENTS LIKE OURS*

EXCELLENT	GOOD	AVERAGE	BELOW AVERAGE	AT-RISK
3	4	13	2	1

* Ratings are calculated with data available by 02/17/2009. Schools with Students like Ours are High Schools with poverty indices of no more than 5% above or below the index for this school.

HIGH SCHOOL ASSESSMENT PROGRAM(HSAP) EXAM PASSAGE RATE(%): SECOND YEAR STUDENTS

	Our High School		High Schools with Students Like Ours	
	2007	2008	2007	2008
Passed 2 subtests (%)	59.6%	71.7%	64.6%	72.7%
Passed 1 subtest (%)	20.9%	16.3%	18.9%	14.1%
Passed no subtests (%)	19.5%	11.9%	16.5%	13.3%

HSAP PASSAGE RATE (%) BY SPRING 2008

	Our High School	High Schools with Students Like Ours
	84.7%	91.4%

ON-TIME GRADUATION RATE



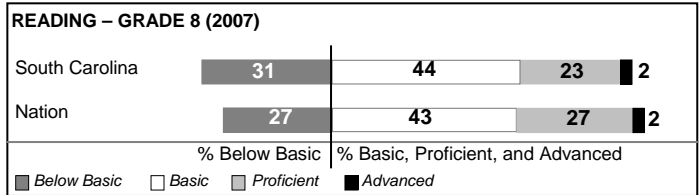
	Our High School	High Schools with Students Like Ours
Number of students	420	193
Number of Diplomas	229	138
Rate (%)	54.5%	74.6%

END OF COURSE TESTS - 2008

% of students scoring 70 or above on:	Our High School	High Schools with Students Like Ours
Algebra 1/Math for the Technologies 2	67.3%	65.3%
English 1	56.0%	53.8%
Physical Science	37.1%	39.5%
All Tests	57.4%	51.7%

NAEP PERFORMANCE*

* Performance reported for SC and nation, data not available at school level. Percentages at NAEP Achievement Levels.



SC PERFORMANCE GOAL

2010 Goal:
 By 2010, SC's student achievement will be ranked in the top half of the states nationally. To achieve this goal, we must become one of the fastest improving systems in the country.

2020 Goal: TBD

Abbreviations Key

N/A Not Applicable N/AV Not Available N/C Not Collected N/R Not Reported I/S Insufficient Sample TBD To be determined
 NI Newly Identified CSI Continuing School Improvement CA Corrective Action RP Plan to Restructure R Restructure DELAY School Improvement Status HOLD School Improvement Status

Colleton County High [Colleton]

SCHOOL PROFILE

	Our School	Change from Last Year	High Schools with Students Like Ours	Median High School
Students (n=1,728)				
Retention rate	15.9%	Down from 19.0%	5.8%	6.1%
Attendance rate	99.5%	Down from 99.6%	94.5%	95.0%
Eligible for gifted and talented	7.2%	Up from 7.0%	7.4%	8.3%
With disabilities other than speech	14.2%	Up from 13.8%	14.7%	13.0%
Out-of-school suspensions or expulsions for violent &/or criminal offenses	5.0%	Down from 10.5%	1.2%	1.5%
Enrolled in AP/IB programs	6.3%	Up from 4.3%	6.5%	11.4%
Successful on AP/IB exams	63.0%	N/A	27.7%	54.3%
Eligible for LIFE Scholarship	25.3%	Up from 20.6%	29.0%	30.5%
Annual dropout rate	10.1%	Down from 10.9%	4.8%	3.5%
Career/technology students in co-curricular organizations	1.1%	Up from 0.0%	8.2%	3.1%
Enrollment in career/technology courses	1132	Up from 514	563	559
Career/technology students attaining technical skills	58.2%	Up from 53.2%	78.0%	79.6%
Teachers (n=110)				
Teachers with advanced degrees	50.0%	Up from 48.2%	57.4%	57.4%
Continuing contract teachers	64.5%	Down from 73.2%	64.5%	69.6%
Teachers with emergency or provisional certificates	17.8%	Up from 16.0%	11.5%	8.7%
Teachers returning from previous year	83.9%	Up from 82.6%	83.8%	85.0%
Teacher attendance rate	95.3%	Down from 95.6%	95.3%	95.4%
Average teacher salary	\$44,750	Up 3.2%	\$45,792	\$46,061
Classes not taught by highly qualified teachers	7.8%	Down from 17.6%	7.1%	4.3%
School				
Principal's years at school	3.0	Up from 2.0	3.0	3.0
Student-teacher ratio in core subjects	23.3 to 1	Down from 23.7 to 1	24.8 to 1	25.4 to 1
Prime instructional time	93.5%	Down from 94.1%	88.5%	89.1%
Dollars spent per pupil*	\$5,992	Up 10.8%	\$7,553	\$7,279
Percent of expenditures for teacher salaries*	59.3%	Up from 49.2%	52.7%	55.3%
Percent of expenditures for instruction*	60.5%	Down from 63.4%	60.5%	60.8%
Opportunities in the arts	Excellent	No Change	Good	Excellent
SACS accreditation	Yes	No Change	Yes	Yes
Character development program	Below Average	Down from Average	Good	Good
Modern Language Program Assessment	N/A	N/A	Average	Good
Classical Language Program Assessment	N/A	N/A	N/A	Average
% of AYP objectives met	85.7%		88.2%	90.5%

* Prior year audited financial data available.

EVALUATION RESULTS

	Teachers	Students*	Parents*
Number of surveys returned	94	203	79
Percent satisfied with learning environment	80.9%	70.1%	87.2%
Percent satisfied with social and physical environment	88.2%	75.3%	81.1%
Percent satisfied with school-home relations	51.6%	79.1%	87.2%

*Only students at the highest high school grade level at this school and their parents were included.

REPORT OF PRINCIPAL AND SCHOOL IMPROVEMENT COUNCIL

Colleton County High School was initially accredited under the auspices of Walterboro High School by the Southern Association of Colleges and Schools in 1954 and has achieved 53 years of accredited educational service to the citizens of Colleton County.

At CCHS, we are proud of the academic accomplishments of all of our students during the 2007-2008 school year. The Class of 2008 graduated 218 students with State High School diplomas, 9 State Certificates, 18 Employability Certificates, and 12 Certificates of Attendance. This class included four Palmetto Fellows, 65 LIFE Scholarships, 17 eligible for HOPE scholarships, one Teacher Fellows, and a total scholarship amount of \$1,908,131. CCHS had two students with twelve years perfect attendance.

Cheryl Murdaugh, a veteran math teacher, was awarded the Live Five Golden Apple award. The Academic Team took first place in the Salkehatchie Bowl. The Math Team participated in the College of Charleston Math Meet in an all-day sprint and took third place. Two students qualified for the State Math Team for the national competition, and their team placed first in the nation in the B-Division.

In extra-curricular activities, CCHS continues to shine with the NJROTC unit receiving an above average rating and the Distinguished Unit Award for the fifth year in a row. Focusing on the arts, our choral department continues to provide outstanding entertainment during its annual winter musical, "Sing Noel" and spring musical, Disney's "Beauty and the Beast." Our Band of Blue continued its tradition of excellence as the middle school and high school band members earned positions in the SCBDA Region 4 Honor band. The band also won the Outstanding Performance Award, which is the highest honor the Band Association gives at the state level for the twelfth year in a row. The band was also selected to participate in the 2008 Cherry Blossom Parade in Washington, DC. Cougar athletic teams proved competitive with football, baseball, softball and girls basketball teams qualifying for the State Playoffs. The CCHS Lady Cougars Softball Team was the Region VIII Champions. Cougars had four individual players to earn All State honors in baseball, softball, football and girls' basketball. CCHS celebrated three Regional Coaches of the Year in girls' basketball, softball, and baseball. We also had one Region Player of the Year in girls' basketball, and one football player was selected to participate in the North/South All-Star game. We also had one runner up in the State Wrestling Match. The Video Production Class taped and edited the Veteran's Victory House Dedication at which the Governor and several dignitaries attended. The Advanced Art students presented their work to the Aphrodite Fine Arts Club this spring. The high school remained active in the community by hosting the National Honor Society Blood Drive, raising over \$1800 for March of Dimes, and also hosted Relay For Life on their track and raised over \$13,000 to support cancer research through their Relay For Life efforts.

We would like to thank our teachers, parents and students who helped make the many successes of this year possible.

Cliff Warren, Principal Joy Strauss, SIC President

Comprehensive detail, including definitions of rating, performance criteria, and explanations of status, is available on www.ed.sc.gov and www.eoc.sc.gov as well as school and school district websites.

Printed versions are available from school districts upon request.

Abbreviations Key

N/A Not Applicable N/AV Not Available N/C Not Collected N/R Not Reported I/S Insufficient Sample TBD To be determined

NI Newly Identified CSI Continuing School Improvement CA Corrective Action RP Plan to Restructure R Restructure DELAY School Improvement Status HOLD School Improvement Status